

TOWN OF NORTH KINGSTOWN, RHODE ISLAND

COMPREHENSIVE ANNUAL FINANCIAL REPORT

FOR THE YEAR ENDED JUNE 30, 2020



TOWN OF NORTH KINGSTOWN, RHODE ISLAND

TABLE OF CONTENTS

INTRODUCTORY SECTION

Transmittal Letter	i-v
Organizational Chart.....	vi
List of Town Officials	vii

FINANCIAL SECTION

Independent Auditors' Report.....	1-3
Management's Discussion and Analysis	4-17

Basic Financial Statements

Government-Wide Financial Statements:

Statement of Net Position	18-19
Statement of Activities.....	20-21

Fund Financial Statements:

Balance Sheet – Governmental Funds	22
Reconciliation of the Governmental Funds Balance Sheet to the Government-Wide Statement of Net Position	23
Statement of Revenues, Expenditures and Changes in Fund Balances – Governmental Funds	24
Reconciliation of the Governmental Funds Statement of Revenues, Expenditures And Changes in Fund Balances to the Government-Wide Statement of Activities	25
Statement of Net Position – Proprietary Funds.....	26-27
Statement of Revenues, Expenses and Changes in Net Position – Proprietary Funds	28
Statement of Cash Flows – Proprietary Funds.....	29-30
Statement of Fiduciary Net Position – Fiduciary Funds.....	31
Statement of Changes in Fiduciary Net Position – Fiduciary Funds	32

Notes to Financial Statements.....	33-96
------------------------------------	-------

TOWN OF NORTH KINGSTOWN, RHODE ISLAND

TABLE OF CONTENTS (CONTINUED)

Required Supplementary Information

Schedule of Changes in Town's Net OPEB Liability and Related Ratios	97
Schedule of Changes in School's OPEB Liability and Related Ratios	98
Schedule of Town's OPEB Contributions	99
Schedule of Town's OPEB Investment Returns	100
Schedule of Changes in Net Pension Liability and Related Ratios – MERS	101-103
Schedule of the Town's Contributions – MERS.....	104
Schedule of the Town's Proportionate Share of the Net Pension Liability – ERS	105
Schedule of the Town's Contributions – ERS	106
Notes to Required Supplementary Information	107-109
Budgetary Comparison Schedule – General Fund.....	110
Budgetary Comparison Schedule – School Unrestricted Fund.....	111
Notes to Budgetary Comparison Schedules.....	112-113

Other Supplementary Information

Tax Collector's Annual Report.....	114-115
Annual Supplemental Transparency Report ("MTP2").....	116-120
Notes to Supplementary Information – Annual Supplemental Transparency Report ("MTP2")	121-122
Budgetary Comparison Schedule – Debt Service Fund.....	123
Budgetary Comparison Schedule – Library Fund	124
Nonmajor Governmental Funds:	
Combining Balance Sheet.....	125-132
Combining Statement of Revenues, Expenditures and Changes in Fund Balances	133-140
School Department:	
Combining Balance Sheet.....	141-150
Combining Statement of Revenues, Expenditures and Changes in Fund Balance..	151-160
Nonmajor Enterprise Funds:	
Combining Statement of Net Position	161
Combining Statement of Revenues, Expenses and Changes in Net Position	162
Combining Statement of Cash Flows	163
Employee Benefit Trust Funds:	
Combining Statement of Fiduciary Net Position	164
Combining Statement of Changes in Fiduciary Net Position	165
Private Purpose Trust Funds:	
Combining Statement of Fiduciary Net Position	166-169
Combining Statement of Changes in Fiduciary Net Position	170-173
Agency Funds:	
Combining Statement of Changes in Assets and Liabilities.....	174

TOWN OF NORTH KINGSTOWN, RHODE ISLAND

TABLE OF CONTENTS (CONTINUED)

STATISTICAL SECTION

Financial Trends

Net Position by Component	175
Changes in Net Position	176-177
Fund Balances – Governmental Funds	178-180
Changes in Fund Balances – Governmental Funds	181

Revenue Capacity

Assessed and Estimated Actual Value of Taxable Property	182
Property Tax Rates	183
Principal Taxpayers	184
Property Tax Levies and Collections	185

Debt Capacity

Ratios of Outstanding Debt by Type	186
Computation of Legal Debt Margin	187

Economic and Demographic Information

Principal Employers	188
Demographic and Economic Statistics	189

Operating Information

Water Sold	190
Water Rates	191
Capital Asset Statistics by Function - Town	192
Capital Asset Statistics by Function - School	193-194
Operating Indicators – Town	195
Operating Indicators – School	196
Full Time Employees	197

INTRODUCTORY SECTION

This section presents the Transmittal Letter, Organizational Chart, and List of Elected Officials of the Town of North Kingstown, Rhode Island.

Town of North Kingstown, Rhode Island 02852



December 29, 2020

To the Town Council and Citizens of the Town of North Kingstown, Rhode Island:

State law requires that all general-purpose local governments publish within six months of the close of each fiscal year (June 30) a complete set of financial statements presented in conformity with generally accepted accounting principles (GAAP) and audited in accordance with generally accepted auditing standards by a firm of licensed certified public accountants. Pursuant to that requirement, we hereby issue the comprehensive annual financial report of the Town of North Kingstown, Rhode Island as of and for the fiscal year ended June 30, 2020.

This report consists of management's representations concerning the finances of the Town of North Kingstown, Rhode Island. Consequently, management assumes full responsibility for the completeness and reliability of all the information presented in this report. To prove a reasonable basis for making these representations, management of the Town of North Kingstown has established a comprehensive internal control framework that is designed both to protect the government's assets from loss, theft or misuse, and to compile sufficient reliable information for the preparation of the Town of North Kingstown, Rhode Island's financial statement in conformity with GAAP. Because the cost of internal controls should not outweigh their benefits, the Town of North Kingstown, Rhode Island's comprehensive framework of internal controls have been designed to provide reasonable rather than absolute assurance that the financial statement will be free from material misstatement. As management, we assert that, to the best of our knowledge and belief, this financial report is complete and reliable in all material respects.

The Town of North Kingstown, Rhode Island's financial statements have been audited by Marcum, LLP, a firm of licensed certified public accountants. The goal of the independent audit was to provide reasonable assurance that the financial statements of the Town of North Kingstown, Rhode Island for the fiscal year ended June 30, 2020 were free of material misstatement. The independent audit involved examining, on a test basis, evidence supporting the amounts and disclosures in the financial statements, assessing the accounting principles used and significant estimates made by management; and evaluating the overall financial statement presentation. The independent auditor concluded, based upon the audit, that there was reasonable basis for rendering an unmodified opinion that the Town of North Kingstown, Rhode Island's financial statement as of and for the fiscal year ended June 30, 2020 are fairly presented in conforming with GAAP. The independent auditor's report is presented as the first component of the financial section of this report.

The independent audit of the financial statements of the Town of North Kingstown, Rhode Island was part of a broader, federally mandated "Single Audit", designed to meet the special needs of federal grantor agencies. The standards governing Single Audit engagements require the independent auditor to report not only on the fair presentation of the financial statements, but also special emphasis on the audited government's internal controls and compliance with legal requirements involving the administration of federal awards. The Single Audit Report is available at the Town of North Kingstown, RI Municipal Office.

GAAP requires that management provide a narrative introduction, overview, and analysis to accompany the basic financial statements in the form of Management's Discussion and Analysis (MD&A). The letter of transmittal is designed to complement the MD&A and should be read in conjunction with it. The Town of North Kingstown, Rhode Island's MD&A can be found immediately following the report of the independent auditor.

Profile of the Government

The Town, settled in 1641 and incorporated as a Town in 1674, covers an area of 54 square miles and is primarily a residential suburb, approximately 22 miles south of Providence. The Town is also emerging as an important employment center due to the location of the Quonset Business Park.

North Kingstown's population, last reported in the 2010 U.S. Census, was 26,486.

The Town operates under a home rule charter, adopted in 1954, and subsequently amended, providing for a Town Council/Town Manager form of government, with a five-member Town Council led by a Council President. All legislative powers of the Town are vested in the Town Council by the Charter, which includes the adoption of the Town's annual budgets, the ordering of any tax, and enacting the necessary ordinances and resolutions for the preservation of public peace, health, safety, comfort and welfare of the residents of the community.

The Town Manager is appointed by a majority vote of the Town Council for an indefinite term solely based on his or her executive and administrative qualifications. The Town Manager is the chief executive officer and head of the administrative branch of government. The Charter grants the Town Manager the authority to appoint or remove all officers or employees of the Town, except the Town Solicitor, Municipal Judges and School Department employees. The Charter also grants the Town Manager authority to prepare and submit to the Town Council the annual budget and annual report of the Town. The Town Manager also recommends to the Town Council the adoption of such measures as he or she may deem necessary for the health, safety, or welfare of the Town.

The general administration of the Town's school system is directed by a five-member School Committee, elected on a partisan basis from the Town at large to staggered four-year terms. The School Committee determines and controls all policies affecting the administration, maintenance and operations of the public schools in the Town, appoints a Superintendent of Schools as its chief administrative agent and appoints and removes all school employees upon recommendation of the Superintendent of Schools.

Municipal services include public safety; potable water and wastewater collection, treatment and distribution; solid waste, recyclables collection and disposal; street and sidewalk maintenance; beach, harbor, recreation, planning, zoning and economic development; code enforcement, municipal and probate court functions.

The annual budget serves as the foundation for the Town's financial planning and control. All Departments, including the North Kingstown Public Schools, are required to submit requests for appropriations to the Town Manager. Department requests are due to the Town Manager on the first Monday of January. School Department and Library requests are due two weeks prior to the date the Town Manager is required to submit the budget to the Town Council. The Town Manager must submit his/her budget recommendation to the Town Council on the 50th day prior to the first Wednesday in May. The Town Council is required to hold 2 public hearings on the proposed budget and to adopt a final budget no later than the first Wednesday in May.

Department heads may make transfers of appropriations within their department with Town Manager approval. Transfer of appropriations between departments require the approval of the Town Council. Budget to actual comparisons are provided in this report for the Town's general operating fund and school general operating fund.

Factors Affecting Financial Condition

The information presented in the financial statements is perhaps best understood when it is considered from the broader perspective of the specific environment within which the Town operates.

Local Economy

In the 18th century North Kingstown was an agricultural community made up of small and medium sized family farms. Wickford was a thriving seaport that grew to rival Newport, Rhode Island's. The 19th century brought an influx of textile businesses to the community that could take advantage of the many streams and rivers. By 1930 most of the textile factories had closed. The next form of economic growth came from the construction of the Quonset/Davisville military complex in 1938 and the Quonset Point Naval Air Station and Navy Construction Battalion Center in 1941-42.

It is during this later period that many summer communities sprouted: Saunderstown, Mount View, Shore Acres and Plum Beach. Tourism and summer visitors still have an important economic impact on the community.

In 1974 the Quonset Point Naval Air Station was decommissioned and later the Navy Construction Battalion closed. This resulted in a sharp decrease of population (10,000). In 1974 the Quonset Development Corporation was created on the former naval base. This modern development park (300 acres) now hosts over 200 businesses and employs over 12,000 people. Today, nearly one third of North Kingstown employment is associated with manufacturing and industry.

Personal income per capita in 2017 (latest available date) for North Kingstown is \$43,928 compared to \$33,315 and \$ 31,982 for Rhode Island and the United States, respectively. The unemployment rate is 10.2%, compared to the state unemployment rate 12.3% as of June 2020. The median selling price of an existing home in June 2020 was \$366,500, compared to \$348,000 in June 2019. The Town continues to attract residents as evidenced by the recent creation of 72 new housing units in fiscal year 2020.

Long-Term Financial Planning

The Town approved a \$27 million bond in 2018. These bonds are being issued as needed. The final round of this authorization will be issued in spring of 2021. \$13.5 million of these funds are being spent on improvements and upgrades within the School Department, which includes \$2.6 million for a new artificial turf field, along with track and other athletic facilities improvements. Funds will also be used to complete the capping of the Town's landfill. Once completed, a solar farm will be placed at the site.

The Town, working with neighboring communities, has entered into an agreement to purchase the streetlights in the community. The Town is planning to convert these streetlights to LED, with the expectation that there will be a significant reduction in energy use.

The Town's Water Department recently completed a rate study. The Town Council is now working with this information to set future rates. The purpose of any rate increases will be to address deteriorating infrastructure of the water system.

The Town continues to look at surplus property and considers how to repurpose or dispose of it in a manner beneficial to the Town. The sale of the Town Hall Annex closed in the fall of 2020. The Wickford Elementary School property is under contract through a purchase and sales agreement as the developer is preparing his submissions for land use approvals. The former Town Hall is currently unoccupied. \$5 million of the recent bond approval is designated to address restoration of this property.

COVID-19

The Covid-19 outbreak has caused business disruption through mandated and voluntary closing of businesses for non-essential services. The disruption is expected to be temporary but there is considerable uncertainty about the duration of these closings and the impact to the local economy. The Town has continued the majority of its operations, monitors and tracks Covid-19 related expenses, and has made requests for reimbursement from FEMA. In addition, the Town will apply to the State of RI for reimbursement from Care Act funds. The Town lowered tax collection rates, hotel, and meals and beverage tax income as part of the FY 2021 budget to address any potential economic downturn. The extent to which COVID-19 may impact the Town's financial condition or operations moving forward is uncertain.

Financial Policies

The Town has a set of Council Approved financial policies that were developed to ensure that financial resources are well managed and to meet the present and future needs of the citizens of the Town of North Kingstown, Rhode Island.

One key policy is that budgets must balance, meaning budgeted current revenues must be equal to or greater than budgeted current expenditures in governmental funds; revenues and other sources of cash must equal expenditures and other uses of cash in the enterprise funds.

The Town has adopted a fund balance policy that identifies a threshold of a minimum (8%) and a maximum (15%) for unassigned fund balance as a percentage of general fund expenditures. It dictates actions should the fund balance fall outside these thresholds. Should the level fall below the 8% minimum, the Town Manager and Finance Director must develop a plan to restore the level of fund balance to 8% within 5 years. Should the balance exceed the maximum, funds shall be used for one-time expenditures that will not require future additional expenditures for maintenance or staffing.

The Town has adopted debt policies that debt burden must be less than 2% of the Town's full assessed value. This is less than the 3% allowed under RI State legislation. The policy requires at least 50% of debt to be retired in the first half of the terms. Lastly, the policy limits annual general fund debt service to 10% of the year's general fund expenditures.

There are reporting compliance policies that require the Town administration to provide budget to actual reports to the Town Council on a monthly basis and to provide quarterly budget information to the State Office of Municipal Affairs via their Municipal Transparency Portal. The Town administration complied with these policies during FY 2020.

Pension and Other Postemployment Benefits

The Town provides pension benefits for employees through a state-wide plan managed by the State Treasurer. North Kingstown teachers are members of the State of Rhode Island Employees Retirement System. State hired actuaries determine the funding level and unfunded actuarial accrued liability for each individual participating employer. The Town is 71% funded in the State's municipal employees' retirement plan. The State of Rhode Island General Assembly enacted legislation that significantly changed the pension plan for participants in the State Municipal Employee Plan and the State Teacher Plan, reducing the long-term liability.

The Town provides post-retirement health coverage for all vested retirees, certain dependents, and beneficiaries. Vesting and participation is determined by bargaining contracts and varies by length of employment, type of employment, and hire date. As of June 30, 2020, 138 retirees were eligible to receive health insurance benefits, which are currently financed on a pay as you go basis. The actuarial calculation of the combined municipal and school liability as of July 1, 2020 is \$20,444,306. The Town has established and is funding a trust to accumulate assets for the payment of other post-employment benefits in the future. Assets of \$1,552,211 have been accumulate as of July 1, 2020. Benefits will not be paid from the trust until such time as the Town management feels that sufficient assets are available.

Additional information on the Town's pension arrangement and postemployment benefits can be found in Notes 9 and 10 in the notes to the basic financial statements.

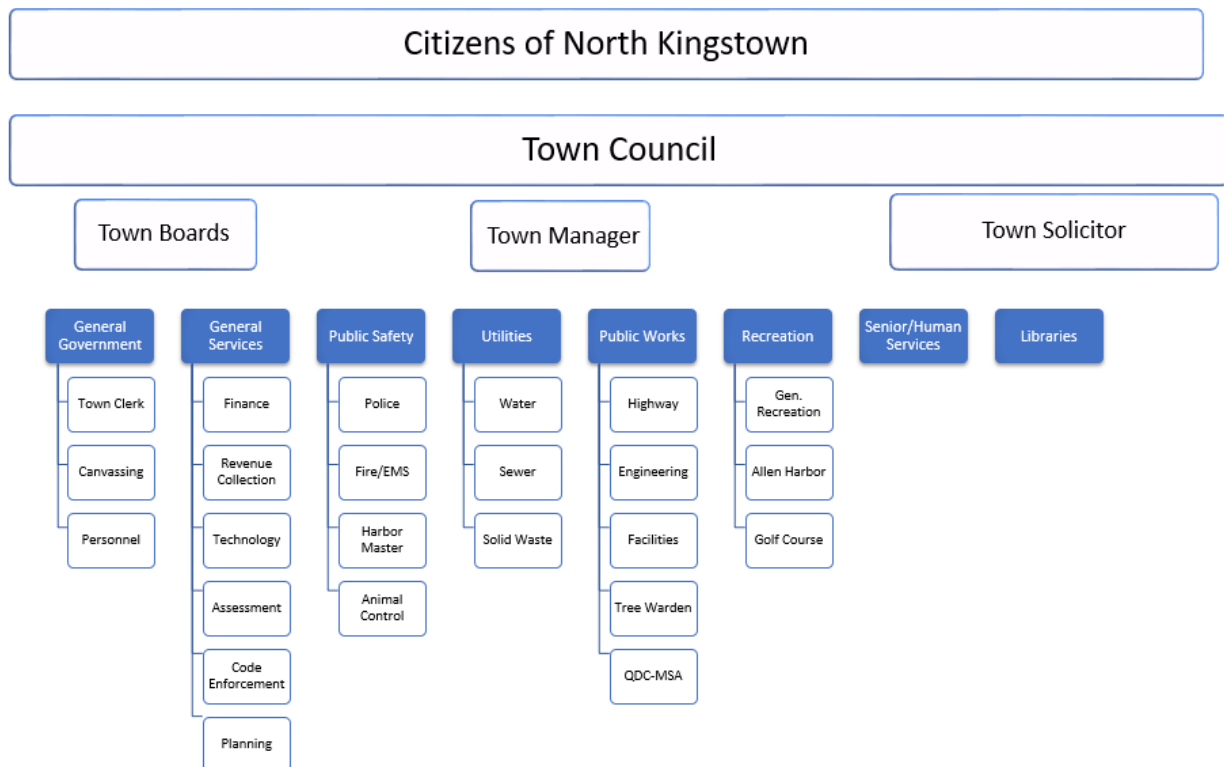
The preparation of this report would not have been possible without the efficient and dedicated services of the Finance Department staff. We would like to express our appreciation to all members of the Department. We must also give credit to the unfailing support received from the Audit Committee, Town Manager and Town Council for achieving and maintaining the highest standards of professionalism in the management of the Town of North Kingstown, Rhode Island finances.

Respectfully,

James Lathrop, CPA, MPA
Director of Finance

TOWN OF NORTH KINGSTOWN, RHODE ISLAND

ORGANIZATIONAL CHART



TOWN OF NORTH KINGSTOWN, RHODE ISLAND

TOWN COUNCIL

Gregory A. Mancini, President
Mary Brimer
Kevin V. Maloney
Kerry P. McKay
Richard A. Welch

SCHOOL COMMITTEE

Gregory Blasbalg, Chairman
Robert Jones, Vice Chairman
Lisa Hildebrand
Jennifer Hoskins
Jake Mather
Sally Schott

TOWN MANAGERA. Ralph Mollis
FINANCE DIRECTOR James Lathrop
DEPUTY FINANCE DIRECTORAngela P. Murray
SCHOOL SUPERINTENDENT Phil Auger
SCHOOL CHIEF OPERATING OFFICERMary King
SCHOOL CONTROLLER.....Steven Janelle
INDEPENDENT AUDITORSMarcum LLP

FINANCIAL SECTION

This section presents the Independent Auditors' Report, Management's Discussion and Analysis, Basic Financial Statements, and Notes to the Basic Financial Statements.

INDEPENDENT AUDITORS' REPORT

To the Honorable Members of the Town Council
Town of North Kingstown, Rhode Island

Report on the Financial Statements

We have audited the accompanying financial statements of the governmental activities, the business-type activities, the discretely presented component unit, each major fund, and the aggregate remaining fund information of the Town of North Kingstown, Rhode Island as of and for the year ended June 30, 2020, and the related notes to the financial statements, which collectively comprise the Town's basic financial statements as listed in the table of contents.

Management's Responsibility for the Financial Statements

Management is responsible for the preparation and fair presentation of these financial statements in accordance with accounting principles generally accepted in the United States of America; this includes the design, implementation, and maintenance of internal control relevant to the preparation and fair presentation of financial statements that are free from material misstatement, whether due to fraud or error.

Auditors' Responsibility

Our responsibility is to express opinions on these financial statements based on our audit. We conducted our audit in accordance with auditing standards generally accepted in the United States of America and the standards applicable to financial audits contained in *Government Auditing Standards*, issued by the Comptroller General of the United States. Those standards require that we plan and perform the audit to obtain reasonable assurance about whether the financial statements are free from material misstatement.

An audit involves performing procedures to obtain audit evidence about the amounts and disclosures in the financial statements. The procedures selected depend on the auditors' judgment, including the assessment of the risks of material misstatement of the financial statements, whether due to fraud or error. In making those risk assessments, the auditor considers internal control relevant to the entity's preparation and fair presentation of the financial statements in order to design audit procedures that are appropriate in the circumstances, but not for the purpose of expressing an opinion on the effectiveness of the entity's internal control. Accordingly, we express no such opinion. An audit also includes evaluating the appropriateness of accounting policies used and the reasonableness of significant accounting estimates made by management, as well as evaluating the overall presentation of the financial statements.

We believe that the audit evidence we have obtained is sufficient and appropriate to provide a basis for our audit opinions.

Opinions

In our opinion, the financial statements referred to above present fairly, in all material respects, the respective financial position of the governmental activities, the business-type activities, the discretely presented component unit, each major fund, and the aggregate remaining fund information of the Town of North Kingstown, Rhode Island as of June 30, 2020, and the respective changes in financial position and, where applicable, cash flows thereof for the year then ended in accordance with accounting principles generally accepted in the United States of America.

Other Matters

Required Supplementary Information

Accounting principles generally accepted in the United States of America require that the management's discussion and analysis, schedules of budgetary comparison information, Schedule of Changes in Town's Net Pension Liability and Related Ratios, Schedule of Town's Contributions and Investment Returns, Schedule of Town's Proportionate Share of the Net Pension Liability, Schedule of Town's Contributions, Schedule of Changes in Town and School's OPEB Liability and Related Ratios, Schedule of Town's Contributions and accompanying notes on pages 4 through 17, and pages 97 through 113 respectively, be presented to supplement the basic financial statements. Such information, although not a part of the basic financial statements, is required by the Governmental Accounting Standards Board, who considers it to be an essential part of financial reporting for placing the basic financial statements in an appropriate operational, economic, or historical context.

We have applied certain limited procedures to the required supplementary information in accordance with auditing standards generally accepted in the United States of America, which consisted of inquiries of management about the methods of preparing the information and comparing the information for consistency with management's responses to our inquiries, the basic financial statements, and other knowledge we obtained during our audit of the basic financial statements. We do not express an opinion or provide any assurance on the information because the limited procedures do not provide us with sufficient evidence to express an opinion or provide any assurance.

Other Information

Our audit was conducted for the purpose of forming opinions on the financial statements that collectively comprise the Town of North Kingstown, Rhode Island's financial statements. The introductory section, combining and individual non-major fund statements, the agency fund financial statements, annual supplemental transparency report and accompanying notes, the schedule of property taxes receivable, and statistical information are presented for purposes of additional analysis and are not a required part of the basic financial statements.

The combining and individual non-major fund statements, the agency fund financial statements, annual supplemental transparency report and accompanying notes, and the schedule of property taxes receivable are the responsibility of management and were derived from and relate directly to the underlying accounting and other records used to prepare the basic financial statements. Such information has been subjected to the auditing procedures applied in the audit of the basic financial statements and certain additional procedures, including comparing and reconciling such information directly to the underlying accounting and other records used to prepare the basic financial statements or to the basic financial statements themselves, and other additional procedures in accordance with auditing standards generally accepted in the United States of America. In our opinion, the combining and individual non-major fund statements, the agency fund financial statements, annual supplemental transparency report and accompanying notes and the schedule of property taxes receivable are fairly stated in all material respects in relation to the basic financial statements as a whole.

The introductory and statistical sections have not been subjected to the auditing procedures applied in the audit of the basic financial statements and, accordingly, we do not express an opinion or provide any assurance on them.

Other Reporting Required by *Government Auditing Standards*

In accordance with *Government Auditing Standards*, we have also issued our report dated December 29, 2020, on our consideration of the Town of North Kingstown, Rhode Island's internal control over financial reporting and on our tests of its compliance with certain provisions of laws, regulations, contracts, and grant agreements and other matters. The purpose of that report is to describe the scope of our testing of internal control over financial reporting and compliance and the results of that testing, and not to provide an opinion on the effectiveness of the Town of North Kingstown, Rhode Island's internal control over financial reporting or on compliance. That report is an integral part of an audit performed in accordance with *Government Auditing Standards* in considering the Town of North Kingstown, Rhode Island's internal control over financial reporting and compliance.

A handwritten signature in dark ink that reads "Marcum LLP". The signature is written in a cursive, flowing style.

Providence, RI
December 29, 2020

TOWN OF NORTH KINGSTOWN, RHODE ISLAND

MANAGEMENT'S DISCUSSION AND ANALYSIS

JUNE 30, 2020

As management of the Town of North Kingstown, Rhode Island, we offer readers of the Town of North Kingstown's financial statements this narrative overview and analysis of the Town's financial activities for the fiscal year ended June 30, 2020. The information complements the data presented in the basic financial statements and is intended to enhance the reader's understanding of the Town's financial performance. We encourage readers to consider the information presented here in conjunction with the additional information that we have furnished in our letter of transmittal, which can be found in the Introductory section of this report.

Financial Highlights:

- The liabilities and deferred inflows of resources for the Town of North Kingstown exceeded its assets and deferred outflows of resources at the end of the fiscal year ended June 30, 2020 by \$9,403,692 (net position). The total net position is broken down into three captions: 1) Net investment in capital assets (capital assets section), which is essentially the net worth of the infrastructure the Town owns; 2) Restricted, which is not spendable by the Town; and 3) Unrestricted, which is unassigned.
- The Town's total net position increased by \$2,028,096 as compared to the previous year that was restated.
- As of the close of the current fiscal year, the Town of North Kingstown's total governmental funds reported combined ending fund balances of \$28.4 million an increase of \$5.9 million from the previous year. Approximately 32% of this total, \$9.2 million, is available for spending at the Town's discretion (unassigned).
- At the end of the current fiscal year, the total fund balance of the General Fund was \$15.6 million, or 16.6% of total general fund expenditures and other net financing uses. Of this amount, the unassigned fund balance for the General Fund was \$11.6 million, which is available for spending at the Town's discretion. The remaining balance consisted of \$3.2 million non-spendable which are funds advanced to the Sewer Fund and Quonset/Davisville Recreation Fund for the fund's golf course irrigation project as well as funds advanced to the School Unrestricted Fund in advance of the receipt of federal ESSER funds. \$769,752 is assigned for encumbrances.
- The Town's remaining fund balance of \$12.8 million is classified as follows: \$4.5 million – School Department, principally assigned for education and encumbrances, but also grant-restricted and non-spendable for certain prepaid expenses; \$1.0 million - Debt Service Fund assigned; \$7.3 million – Other Governmental Funds, including \$5.8 million assigned for Town Capital Reserve funds and Infrastructure Replacement, \$1.5 million, principally restricted for Capital Projects such as GO Bonds, Revenue Bonds, and Open Space/Farmland, \$310,290 for grants and \$89,153 for Permanent Funds.

TOWN OF NORTH KINGSTOWN, RHODE ISLAND

MANAGEMENT'S DISCUSSION AND ANALYSIS

JUNE 30, 2020

- The Town's governmental activities total liabilities, both long-term and short-term (including general obligation bonds, capital leases, notes payable, compensated absences, pollution remediation obligations, net pension liabilities and OPEB liabilities) increased by \$5,407,795 (15.8%) during the current fiscal year.

Overview of the Financial Statements:

This discussion and analysis is intended to serve as an introduction to the Town of North Kingstown's basic financial statements, which are comprised of three components:

- 1) Government-wide financial statements
- 2) Fund financial statements
- 3) Notes to the financial statements

This report also contains other supplementary information in addition to the basic financial statements.

Government-Wide Financial Statements – The government-wide financial statements are designed to provide readers with a broad overview of the Town of North Kingstown's finances, in a manner, which is similar to a private-sector business. They are presented on the accrual basis of accounting where revenues and expenditures are recognized on the date they occurred rather than on the date they were collected or paid.

The *Statement of Net Position* presents information on all the Town's assets, deferred outflows of resources, liabilities and deferred inflows of resources, and with the difference between the two reported as net position. Over time, increases or decreases in net position may serve as a useful indicator of whether the financial position of the Town is improving or deteriorating.

The *Statement of Activities* presents information showing how the Town's net position changed during the most recent fiscal year. All changes in net position are reported as soon as the underlying event giving rise to the change occurs, regardless of the timing of related cash flows. Thus, revenues and expenses are reported in this statement for some items that will only result in cash flows in future fiscal periods (e.g., uncollected taxes and earned but unused vacation leave).

Both of the government-wide financial statements distinguish functions of the Town that are principally supported by taxes and intergovernmental revenues (governmental activities) from the business-type activities that are supported by user fees and charges. The governmental activities of the Town include public safety, public works, education, library, senior services, and general government. The business-type activities of the Town include a water fund, sewer fund, transfer station, municipal court, recreation fund, school cafeteria fund and capital reserve funds. The Quonset/Davisville Recreation Fund is comprised of the North Kingstown Municipal Golf Course, and the Allen Harbor Marina Facility.

TOWN OF NORTH KINGSTOWN, RHODE ISLAND

MANAGEMENT'S DISCUSSION AND ANALYSIS

JUNE 30, 2020

Government-wide financial statements (statement of net position and statement of activities) are on pages 18-21 of this report.

Fund Financial Statements

A *fund* is a grouping of related accounts that is used to maintain control over resources that have been segregated for specific activities or objectives. The Town, like other state and local governments, uses fund accounting to ensure and demonstrate compliance with finance-related legal requirements. All the funds of the Town can be divided into three categories: *governmental funds*, *proprietary funds* and *fiduciary funds*.

Governmental Funds: Governmental funds are used to account for essentially the same functions reported as governmental activities in the government-wide financial statements. However, unlike the government-wide financial statements, governmental fund financial statements focus on near-term (current) inflows and outflows of spendable resources, as well as on balances of spendable resources available at the end of the fiscal year. Such information may be useful in evaluating a government's near-term financing requirements.

Because the focus of governmental funds is narrower than that of the government-wide financial statements, it is useful to compare the information presented for governmental funds with similar information presented for governmental activities in the government-wide financial statements. By doing so, readers may better understand the long-term impact of the government's near-term financial decisions. Both the governmental fund balance sheet and the governmental fund statement of revenues, expenditures, and changes in fund balances provide a reconciliation to facilitate this comparison between governmental funds and governmental activities.

The Town of North Kingstown maintains sixty-eight (68) individual governmental funds. Information is presented separately in the Governmental Fund Balance Sheet and in the Governmental Fund Statement of Revenues, Expenditures and Changes in Fund Balances for the General Fund, School Department (unrestricted and special revenue funds), and Debt Service Fund, which are considered to be major funds. Data from the other funds are combined into a single, aggregated presentation. Individual fund data for each of these non-major governmental funds is provided in the form of combining statements elsewhere in this report.

Basic Governmental Fund Financial Statements are on pages 22-25 of this report.

The Town of North Kingstown adopts an annual budget for its General Fund and School Unrestricted Fund.

A Budgetary comparison statement has been provided on pages 110 and 111.

Proprietary Funds: The Town of North Kingstown maintains two types of proprietary funds: Enterprise Funds and Internal Service Funds. Enterprise Funds are used to report the same functions presented as business-type activities in the government-wide financial statements, only

TOWN OF NORTH KINGSTOWN, RHODE ISLAND

MANAGEMENT'S DISCUSSION AND ANALYSIS

JUNE 30, 2020

in more detail. The Town of North Kingstown uses enterprise funds to account for its water fund, recreation fund, sewer fund and non-major enterprise funds (i.e., nutrition fund, school sports camps, gate receipts, summer school, etc.). Internal service funds are an accounting device used to accumulate costs internally among the Town's various functions. Because these services predominantly benefit governmental rather than business-type functions, they have been included within governmental activities in the government-wide financial statements. The internal service funds are combined into a single, aggregated presentation in the proprietary fund financial statements.

Basic proprietary fund financial statements can be found on pages 26-30 of this report.

Fiduciary Funds: Fiduciary funds are used to account for resources held for parties outside the government. Fiduciary funds are *not* reflected in the government-wide financial statements because the resources of those funds are *not* available to support the Town of North Kingstown's own programs. The Town maintains three types of fiduciary funds: Police Pension Trust, OPEB Trust and Private Purpose Trust Funds. The accounting used for fiduciary funds is much like that used for proprietary funds.

Basic fiduciary fund financial statements can be found on pages 31-32 of this report.

Notes to the Financial Statements: The Notes to the Financial Statements provide additional information that is essential to a full understanding of the data provided in the government-wide and fund financial statements.

Notes to the Financial Statements can be found on pages 33-96 of this report.

Other Information: In addition to the basic financial statements and accompanying notes, this report also presents certain required supplementary information concerning the Town of North Kingstown's progress in funding its obligations to provide pension and other postemployment benefits to its employees.

Required supplementary information can be found on pages 97-113 of this report.

Combining Statements referred to earlier in connection with school department, non-major governmental funds proprietary funds and fiduciary funds are presented immediately following the required supplementary information on pages 125-174 of this report.

Government-Wide Financial Analysis

As noted earlier, net position may serve over time as a useful indicator of a government's financial position and an important determinant of its ability to finance services in the future. In the case of the Town of North Kingstown, Rhode Island, liabilities, and deferred inflows of

TOWN OF NORTH KINGSTOWN, RHODE ISLAND

MANAGEMENT'S DISCUSSION AND ANALYSIS

JUNE 30, 2020

resources for the Town exceeded its assets and deferred outflows of resources by \$9,403,692 at the end of the fiscal year ended June 30, 2020.

The Town of North Kingstown's net position at the beginning of the year prior to restatement was \$(14,330,032). The net position was reduced by \$2,898,244 to a restated net position at the beginning of the year \$(11,431,788). The unrestricted net deficit at June 30, 2020 is \$(86,820,024). Consistent with prior year, the Town of North Kingstown has significant investment in capital assets (e.g., land, buildings, and equipment), less any related debt used to acquire those assets that are still outstanding. The Town of North Kingstown uses these capital assets to provide services to citizens; consequently, these assets are not available for future spending. Although the Town's investment in its capital assets is reported net of related debt, it should be noted that the resources needed to repay this debt must be provided from other sources, since the capital assets themselves cannot be used to liquidate these liabilities.

The restricted net position of \$3.8 million is subject to external restrictions on how it may be used.

Listed below is a comparison of the current and prior fiscal years.

Town of North Kingstown Net Position

	<u>Government Activities</u>		<u>Business -Type Activities</u>		<u>Total</u>		<u>Percent Change</u>
	<u>2020</u>	<u>Restated 2019</u>	<u>2020</u>	<u>Restated 2019</u>	<u>2020</u>	<u>Restated 2019</u>	
Current & other assets	\$44,145,639	\$29,559,309	\$10,374,745	\$16,474,620	\$54,520,384	\$46,033,929	18.44%
Capital assets	\$97,586,117	\$94,891,484	\$34,352,840	\$25,234,502	\$131,938,957	\$120,125,986	9.83%
Total Assets	\$141,731,756	\$124,450,793	\$44,727,585	\$41,709,122	\$186,459,341	\$166,159,915	12.22%
Deferred outflows of resources	\$21,524,431	\$28,960,802	\$714,332	\$870,175	\$22,238,763	\$29,830,977	-50.81%
Current liabilities	\$19,097,334	\$10,634,620	\$2,414,592	\$2,222,852	\$21,512,926	\$12,857,472	67.32%
Long-term liabilities	\$143,608,095	\$144,076,660	\$20,223,132	\$21,030,423	\$163,831,227	\$165,107,083	-0.77%
Total liabilities	\$162,705,429	\$154,711,280	\$22,637,724	\$23,253,275	\$185,343,153	\$177,964,555	4.15%
Deferred inflows of resources	\$21,965,368	\$21,953,277	\$10,793,275	\$7,504,848	\$32,758,643	\$29,458,125	11.20%
Net position							
Net investment in capital assets	\$64,219,047	\$66,422,306	\$9,334,919	\$8,978,657	\$73,553,966	\$75,400,963	-2.45%
Restricted	\$3,130,341	\$3,222,732	\$659,686	\$918,651	\$3,790,027	\$4,141,383	-6.39%
Unrestricted	(\$88,763,998)	(\$92,898,000)	\$2,016,313	\$1,923,866	(\$86,747,685)	(\$90,974,134)	-4.65%
Total net position	(\$21,414,610)	(\$23,252,962)	\$12,010,918	\$11,821,174	(\$9,403,692)	(\$11,431,788)	-17.74%

TOWN OF NORTH KINGSTOWN, RHODE ISLAND

MANAGEMENT'S DISCUSSION AND ANALYSIS

JUNE 30, 2020

At June 30, 2020, the Town of North Kingstown has a positive balance in the Water Fund and negative balances in the Sewer and Quonset/Davisville/Recreation Funds. The Water Fund had an increase in net position of \$346,077. The Sewer Fund reported an increase in net position of \$156,923. The Quonset/Davisville Recreation Fund reported a decrease of \$368,504.

Governmental Activities

Governmental Activities net position increased by \$1,838,352. Property taxes are the largest revenue source for governmental activities, accounting for 72.5% of total revenues. Operating grants and contributions contributed to 16.7% of the revenues followed by 6.6% from program revenues such as charges for services, fees, and licenses; the remaining 4.2% is unrestricted revenues (i.e., intergovernmental and investment earnings).

A comparison of FY 2020 and FY 2019 activity can be found below:

Town of North Kingstown Changes in Net Position

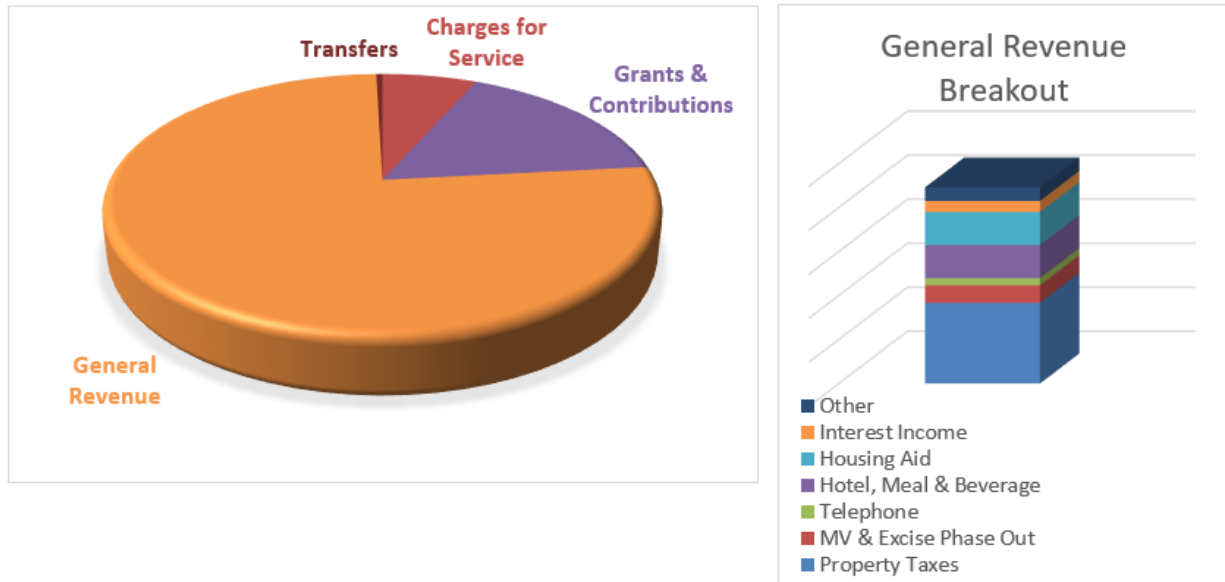
	<u>Government Activities</u>		<u>Business-Type Activities</u>		<u>Total</u>		<u>Percent Change</u>
	<u>2020</u>	<u>Restated 2019</u>	<u>2020</u>	<u>Restated 2019</u>	<u>2020</u>	<u>Restated 2019</u>	
Revenues							
Charges for services	\$ 7,855,266	\$ 7,153,464	\$ 9,473,896	\$ 8,279,154	\$ 17,329,162	\$ 15,432,618	12.3%
Operating grants	19,098,025	18,854,098	659,434	986,169	19,757,459	19,840,267	-0.4%
Capital grants	636,261	651,353	--	--	636,261	651,353	-2.3%
Property taxes	85,674,614	83,035,881	--	--	85,674,614	83,035,881	3.2%
Motor vehicle phase-out taxes	192,589	192,589	--	--	192,589	192,589	0.0%
Excise tax phase-out	596,570	539,103	--	--	596,570	539,103	10.7%
Telephone tax	329,948	331,080	--	--	329,948	331,080	-0.3%
Hotel, meals, and beverage tax	740,396	738,761	--	--	740,396	738,761	0.2%
Housing aid	1,502,360	1,128,916	--	--	1,502,360	1,128,916	33.1%
Unrestricted investment earnings	502,650	360,367	4,650	133,945	507,300	494,312	2.6%
Other	613,596	455,442	--	--	613,596	455,442	34.7%
Total Revenue	117,742,275	113,441,054	10,137,980	9,399,268	127,880,255	122,840,322	4.1%
Program Expenses							
General government	8,496,465	7,108,438	--	--	8,496,465	7,108,438	19.5%
Public safety	22,650,252	20,049,135	--	--	22,650,252	20,049,135	13.0%
Public works	7,128,451	5,835,776	--	--	7,128,451	5,835,776	22.2%
Public libraries	1,827,185	1,698,921	--	--	1,827,185	1,698,921	7.5%
Education	74,372,907	71,101,318	--	--	74,372,907	71,101,318	4.6%
Senior services	649,916	659,241	--	--	649,916	659,241	-1.4%
Parks and recreation	39,046	43,249	--	--	39,046	43,249	-9.7%
Interest on long-term debt	1,248,535	1,326,620	--	--	1,248,535	1,326,620	-5.9%
Water	--	--	3,583,599	3,473,903	3,583,599	3,473,903	3.2%
Quonset / Davisville recreation	--	--	2,505,944	1,329,173	2,505,944	1,329,173	88.5%
Sewer	--	--	1,513,924	1,272,463	1,513,924	1,272,463	19.0%
Other business-type activities	--	--	1,835,935	1,730,030	1,835,935	1,730,030	6.1%
Total Program Expenses	116,412,757	107,822,698	9,439,402	7,805,569	125,852,159	115,628,267	8.8%
Change in net position prior to transfer:	1,329,518	5,618,356	698,578	1,593,699	2,028,096	7,212,055	-71.9%
Transfers	508,834	211,880	(508,834)	(211,880)	--	--	0.0%
Change in net position	1,838,352	5,830,236	189,744	1,381,819	2,028,096	7,212,055	-71.9%
Net Position - Beginning	(23,252,962)	(29,083,198)	11,821,174	10,439,355	(11,431,788)	(18,643,843)	-38.7%
Net Position - Ending	\$ (21,414,610)	\$ (23,252,962)	\$ 12,010,918	\$ 11,821,174	\$ (9,403,692)	\$ (11,431,788)	-17.7%

TOWN OF NORTH KINGSTOWN, RHODE ISLAND

MANAGEMENT'S DISCUSSION AND ANALYSIS

JUNE 30, 2020

2020 Governmental Activities – Revenues



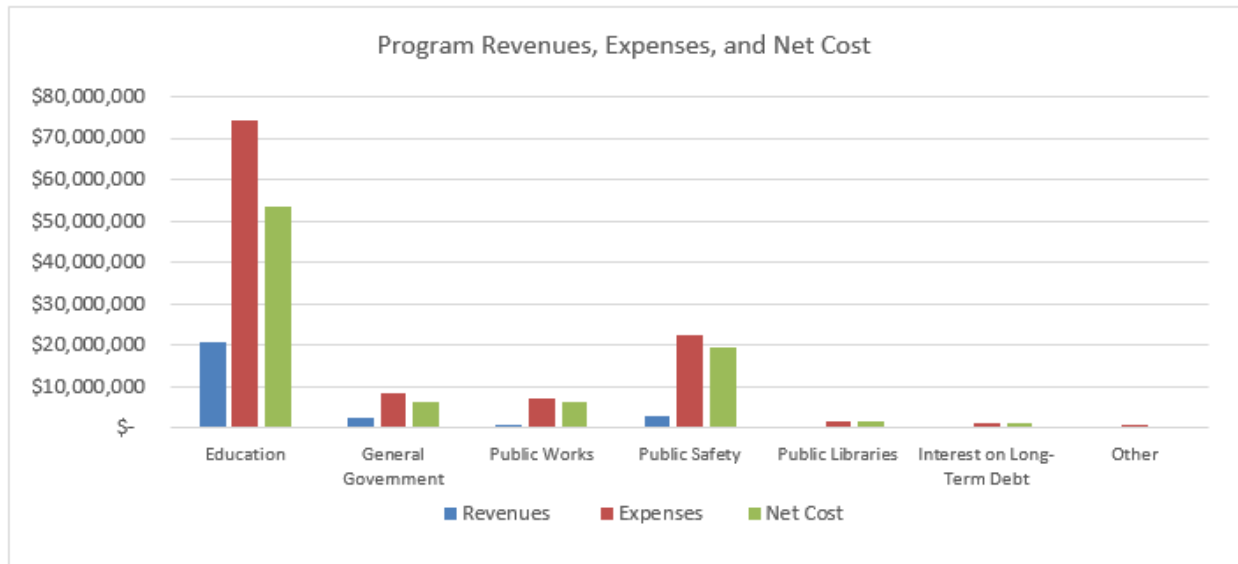
2020 Cost of Services

	Total Cost of Services			Net Cost of Services		
	2020	2019	Change	2020	2019	Change
Education	\$ 74,372,907	\$ 71,101,318	4.58%	\$ 53,606,741	\$ 51,880,454	3.33%
General Government	\$ 8,496,465	\$ 7,108,438	19.53%	\$ 6,105,196	\$ 4,930,765	23.82%
Public Works	\$ 7,128,451	\$ 5,835,776	22.15%	\$ 6,263,350	\$ 4,755,410	31.71%
Public Safety	\$ 22,650,252	\$ 20,049,135	12.97%	\$ 19,679,299	\$ 16,413,725	19.90%
Public Libraries	\$ 1,827,185	\$ 1,698,921	7.55%	\$ 1,513,965	\$ 1,396,834	8.39%
Interest on Long-Term Debt	\$ 1,248,535	\$ 1,326,620	5.89%	\$ 1,248,535	\$ 1,326,620	-5.89%
Other	\$ 688,962	\$ 702,490	-1.93%	\$ 406,119	\$ 459,975	-11.71%
Total Expenses	\$ 116,412,757	\$ 107,822,698	7.95%	\$ 88,823,205	\$ 81,163,783	9.44%

TOWN OF NORTH KINGSTOWN, RHODE ISLAND

MANAGEMENT'S DISCUSSION AND ANALYSIS

JUNE 30, 2020



- Property taxes levied increased \$2,381,329 or 3.0% for fiscal year 2020. This is an increase of \$90 per capita. The Town's taxable property decreased by \$3,800,966 from \$4,067,361,645 to \$4,063,560,679. This represents a 0.1% decrease in taxable property and can be attributed to the State of Rhode Island's motor vehicle tax phase-out program. Excluding motor vehicles there would have been an increase in taxable property of \$6,062,032. A booming housing market, commercial growth and property revaluation resulted in the property tax rate decreasing from \$19.09 to \$17.09 per thousand dollars of assessed value to provide the same level of services the taxpayers have come to appreciate.
- Charges for services increased by \$683,182. (9.6%). This is primarily a result of an increase in education charges of \$682,222 and \$315,807 in public safety charges, which are offset in part by decreases of \$215,265 in public works charges and \$129,826 in general government charges.
- Grant Income (Operation and Capital) saw a combined increase of \$228,835 (1.2%) The majority of this increase is from general government grants increasing by \$343,422, education grants increasing by \$844,460, and a decrease in public safety grants of \$980,264.
- Education expenses account for approximately 63.9% of the total expenses within the governmental activities of the Town. Public safety and public works expenses account for 19.5% and 6.1%, respectively, general government makes up 7.3% and the remainder relates to the public library, interest on long-term debt and other areas.

TOWN OF NORTH KINGSTOWN, RHODE ISLAND

MANAGEMENT'S DISCUSSION AND ANALYSIS

JUNE 30, 2020

- GASB No. 75 – Recognizes the accrual of net OPEB obligations in the government-wide statement of net position. This accrual is recognized within general government expenditures (Note 10, page 85). The net liability has decreased from \$20,665,575 to \$18,892,095, or \$1,773,480. At June 30, 2020, \$16,720,393 of the OPEB liability is recorded in the governmental activities with the remaining \$2,171,702 recorded in the business-type activities.
- As of June 30, 2020, the Town's OPEB was 7.8% funded. This is an increase of 1.7%.
- For FY 2020 the Town recognized OPEB expense of \$(59,597), deferred outflows of resources related to OPEB of \$39,338 and deferred inflows of resources related to OPEB of \$13,228,390. In FY 2020 the total OPEB cost was \$1,969,635 of which the town contributed \$1,534,432 (77.9%).

Business-Type Activities: Net position of business-type activities increased by \$189,744 which is a 1.6% increase in business-type activities net position. Water had the most significant increase of \$346,077. There was a significant decrease of \$368,504 in the Quonset/Davisville Recreation fund.

Charges for services for business-type activities accounted for 87.0% of the total revenue sources. The balance of revenues for business-type activities was from operating grants. Of total revenue coming into the business-type activities, 39.6% is being generated by the water fund, 18.3% from the sewer fund, 21.8% from the recreation fund, and the remaining from the school cafeteria fund and other non-major enterprise funds.

Charges for services for business-type activities increased from \$8,279,154 to \$8,815,158 or 6.4%. The water fund reported an increase of \$358,544 (9.8%) and the Quonset/Davisville Recreation fund reported an increase of \$489,196 (28.5%).

The water fund expenses accounted for 38.8% of the expenditures within the business-type activities of the Town. Quonset/Davisville recreation fund and the sewer fund accounted for 27.9% and 12.9%, respectively, of the business-type activities expenditures for the 2020 fiscal year. Further, included in the Non-major Enterprise funds, the Nutrition Fund accounted for 11.3% of the business-type activities expenditures for the 2020 fiscal year.

Expenses associated with the water fund increased by \$109,696. This is primarily a result of higher wages. The Quonset/Davisville Recreation Fund expenses increased by \$1,176,771, which is related to reduced costs associated with the golf course. Expenses associated with the Sewer Fund increased by \$241,461 due to an increase in flows and resulting fees as part of the wastewater service agreement (Quonset Development Corporation Annual Capacity Price Purchase).

TOWN OF NORTH KINGSTOWN, RHODE ISLAND

MANAGEMENT'S DISCUSSION AND ANALYSIS

JUNE 30, 2020

Financial Analysis of the Government's Funds

As noted earlier, the Town of North Kingstown uses fund accounting to ensure and demonstrate compliance with finance-related legal requirements.

Governmental Funds: The focus of the Town of North Kingstown's governmental funds is to provide information on near-term inflows, outflows and balances of spendable resources. Such information is useful in assessing the Town of North Kingstown's financing requirements. Unassigned fund balance may serve as a useful measure of a government's net resources available for spending at the end of the year.

As of the end of the current fiscal year, the Town of North Kingstown's governmental funds reported combined ending fund balances of \$28.4 million. Approximately 32.4% of this amount, \$9.2 million constitutes unassigned fund balance which is available for spending at the government's discretion within the Town's General Fund. The remaining fund balances remain classified for specific purposes such as: Debt Service Fund restricted of \$1,050,158, and Other Governmental Funds restricted of \$1.9 million, of which \$1.45 is for bonded capital projects and assigned of \$12.9 million primarily consisting of \$6.7 million for Capital Reserve funds and Infrastructure Replacement and \$4.2 million for school department funds. Non-spendable include General Fund of \$3.2 million for advances to the Sewer Fund, Golf Course Irrigation Project, School Department and prepaid expenses. The School Department's non-spendable amount of \$8,604 is for prepaid expenses, assigned for education of \$4.2 million, and grant-restricted for \$226,380.

General Fund. The General Fund is the chief operating fund of the Town. At the end of the current fiscal year, unassigned fund balance of the General Fund was \$11.6 million, which is included in the total fund balance of \$15.6 million. As a measure of the General Fund's liquidity, it may be useful to compare both unassigned fund balance and total fund balance to total fund expenditures. Unassigned fund balance represents 11.0% of the 2021 Adopted General Fund Expenditure Budget. The total fund balance of the Town of North Kingstown's General Fund increased by \$2,131,510 during the current fiscal year due primarily to higher than anticipated departmental and other revenue compared to budgeted amounts.

School Department: The school fund has a total fund balance of \$4.5 million, of which \$4.2 million has been assigned to the School Department (to help finance future years' school budgets). The School Department ended with a surplus of \$2.5 which includes a transfer from the School Operation Fund to the School's Capital Fund in the amount of \$259,932. Excluding this transfer, the School Department operated at a surplus of \$2.7 million due to savings in professional services and supplies and materials compared to budgeted amounts. The School's Capital Fund had a fund balance of \$521,762 as of June 30, 2020.

Debt Service Fund: The Town's debt service fund has a total fund balance of \$1.1 million, all of which is restricted for future debt service.

TOWN OF NORTH KINGSTOWN, RHODE ISLAND

MANAGEMENT'S DISCUSSION AND ANALYSIS

JUNE 30, 2020

Proprietary Funds: The Town of North Kingstown's proprietary funds provide the same type of information found in the government-wide financial statements, but in more detail. Separate information is provided for the water fund, the sewer fund, and the Quonset/Davisville recreation fund, which includes the Municipal Golf Course and the Allen Harbor Marina, all of which are considered major funds of the Town of North Kingstown.

Net position in the water fund at the end of the fiscal year was \$13.9 million, an increase of \$346,077 from the prior year. Long-term debt of \$2.5 million is a liability within the Water Fund and was issued to pay for projects that were approved by the RI Infrastructure Bank (formerly known as the RI Clean Water Finance Agency). The Water Fund took advantage of The American Recovery and Reinvestment Act of 2009 which provided an additional Drinking Water State Revolving Fund capitalization grant to the State of Rhode Island. A portion of the Borrower Loan will be forgiven annually as debt service is paid. The amount of principal forgiveness that the Water Fund will recognize at the end of the term will be approximately \$876,000.

Net deficit position in the Quonset/Davisville Recreation fund increased by \$368,504 from \$(718,371) to \$(1,086,875).

Other factors concerning the finances of these funds have already been addressed in the discussion of the Town of North Kingstown's business-type activities.

General Fund Budgetary Highlights

The Town finished the 2019-2020 Fiscal Year with budgetary surpluses (deficits) as follows:

- General Fund - \$2,090,293

Differences between the original budget and the final amended budget for the General Fund were concentrated in the revenue section. The Town continues to increase collection efforts on prior year taxes, which included participation in the State of Rhode Island Income Tax Refund Offset program. In addition, the town experienced significantly higher than budgeted income from police detail, and interest income. Increased Intergovernmental income was a combination of increased revenue from hotel, meal, and beverage tax and school housing aid. The increased school housing aid was transferred out to the School Capital Fund.

The budgeted collection rate was estimated to be 97.81% while the actual collections achieved was 97.85% of the total levy. The Town collects supplemental taxes during the year for real estate construction that receives a certificate of occupancy after the assessment date. The amount generated from this is recorded as tax revenue but has not historically been used in the calculation of the tax rate because it is uncertain as to what may occur.

TOWN OF NORTH KINGSTOWN, RHODE ISLAND

MANAGEMENT'S DISCUSSION AND ANALYSIS

JUNE 30, 2020

Capital Asset and Debt Administration:

Capital Assets – The Town of North Kingstown's investment in capital assets for its governmental and business-type activities as of June 30, 2020, amounts to \$122,686,506 (net of accumulated depreciation). This investment in capital assets includes investments in development rights, land and building improvements, machinery and equipment, park facilities, infrastructure and construction in progress. The total gross increased in the Town's investment in governmental activities capital assets, prior to accumulated depreciation, for the current fiscal year was \$1,076,862.

Gross Capital Assets			
	June 30, 2020		June 30, 2019 (restated)
Land	\$ 9,959,507	\$	9,959,507
Development Rights	\$ 17,495,465	\$	17,495,465
Land Improvements	\$ 2,061,448	\$	2,004,648
Building & Improvements	\$ 119,605,403	\$	112,144,987
Equipment	\$ 20,049,103	\$	19,599,873
Infrastructure	\$ 75,848,791	\$	74,558,665
Construction in Progress	\$ 5,362,638	\$	6,550,088
Total	\$ 250,382,355	\$	242,313,233

Major capital asset events during the current fiscal year included the following:

- Restatement and reclassifications. The School restated capital assets for assets purchased prior to fiscal year 2019 which consisted of primarily building improvements.
- The NK School Department upgraded flooring at the Fishing Cove, Forest Park and Stony Land Elementary Schools. In addition, they completed the athletic field project started in the previous fiscal year.
- The Town upgraded the public safety communication system, senior center and safety equipment. In addition, it replaced various public safety equipment, included spreader/cutter and portable firefighting equipment.
- The Town purchased multiple vehicles including a street sweeper, four (4) police interceptors and three (3) vehicles for the Department of Public Works (2) and Recreation Department (1).
- Construction in Progress at June 30, 2020 consisted of improvements to Wilson Park and design work for the Town Hall upgrades and Fire Stations #2 & #3. School Department construction in progress included work for the High School air conditioning and window replacement at the Davisville Middle School.

At June 30, 2020, the Town is committed under various contracts primarily related to Sewer and work related to the School Department.

TOWN OF NORTH KINGSTOWN, RHODE ISLAND

MANAGEMENT'S DISCUSSION AND ANALYSIS

JUNE 30, 2020

Information on the Town of North Kingstown's capital assets can be found in Note 5 on pages 56-57 of this report.

Long-term Debt – At the end of the current fiscal year, the Town of North Kingstown's governmental activities had \$33,216,813 in bonds outstanding, compared to \$28,963,394 last year, an increase of \$4,253,419. Total bonded debt for the Town is entirely backed by the full faith and credit of the Town. Bonds authorized but unissued totaled an additional \$17,800,000 for business-type activities and \$14,692,000 for general fund activities, resulting in a total authorized but unissued of \$32,492,000. State statutes limit the amount of general obligation bonded debt a town can issue to 3% of net assessed property values. However, all bonds approved through State enabling legislation and voter referendums are exempt from the limit. As of June 30, 2020, the Town had a legal debt limit of \$148,983,077, based on net assessed valuations as of December 31, 2019. As of June 30, 2020, the Town had outstanding debt subject to the 3% debt limit of \$0.

The Town's debt limit calculation is shown on page 58 of this report.

The Town received a bond rating by Mood's Investors Services of Aa2 and from S&P Global Rating Service of AA+ in June of 2019 based on the following factors:

- Primarily residential property tax base with a diverse and growing commercial presence;
- Very strong management, with good financial policies and practices; and
- Very strong budgetary flexibility and very strong liquidity.

Information on the Town of North Kingstown's long-term debt can be found in Note 7 on pages 58-62 of this report.

Economic Factors and Next Year's Budgets and Rates:

- Rhode Island General Laws limit the amount by which a city or town may increase its tax levy in each year unless the city or town qualifies for certain exemptions relating to loss of non-property tax revenue, emergencies, payment of debt service and substantial increase in the tax base necessitate significant expenditures. The maximum amount by which a city or town can increase its levy for 2021 is 4.0%. This levy would allow the Town to raise an additional \$3.1 million in new tax dollars.

TOWN OF NORTH KINGSTOWN, RHODE ISLAND

MANAGEMENT'S DISCUSSION AND ANALYSIS

JUNE 30, 2020

- As of June 2020, the Town had an unemployment rate of 10.2% as compared to the State of Rhode Island's rate of 12.3% and the national average of 11.2%. The increase in the Town's unemployment rate was 7.3% compared to June 2019 and is due to the impact that COVID-19 has had. While the pandemic has impacted national, state and local economies, additional businesses continue to locate to the Quonset Business Park, and the Town's largest employer, Electric Boat, continues to expand and seek qualified new employees.

These additional factors will be considered as we plan for our 2022 budget.

- Growing Infrastructure needs as a result of increases in housing stock, expansion of Quonset Business Park, and development of Post Road.
- Long term plan for Town Hall/Municipal Office and development of Public Safety Facilities.
- Impact of Covid-19 pandemic and projected decreases in non-tax revenue, particularly hotel and meal & beverage tax.
- Impact of Covid-19 related additional cost for public safety and schools.
- Impact that climate change and rising oceans have on our coastal community.
- Increased needs for public transportation.
- Changes in demographics of the community.

Unassigned fund balance in the Town's general operating fund at June 30, 2020 is \$14,039,029 or 15.1% of the Town general operation fund expenditures, which complies the Town's fiscal policy of maintaining a minimum of 10% of total General Fund expenditures and transfer out as a reserve.

The fiscal year 2020 rate of collection of current taxes was 97.85%. It is anticipated that the fiscal year 2021 rate of collection will fall within the budgeted collection rate which took into consideration the local and state economic conditions. With an overwhelming reliance on property taxes (approximately 90.3% of the current year revenues are derived from property taxes) any reduction in other revenues would necessitate either a use of a portion of the fund balance, a property tax increase or a reduction in services in the upcoming year or some combination thereof. Based upon preliminary discussion regarding the state budget, we are anticipating being level funded by the state and a minor increase in tax appropriations to maintain the Town's existing services and oblige contractual obligations.

Requests for Information: This financial report is designed to provide a general overview of the Town of North Kingstown's finances for all those with an interest in the government's finances. Questions concerning any of the information provided in this report or requests for additional financial information should be addressed to the Finance Director, James Lathrop, CPA, MPA, Finance Office, Town of North Kingstown, Municipal Offices, 100 Fairway Drive, North Kingstown, RI 02852.

TOWN OF NORTH KINGSTOWN, RHODE ISLAND

STATEMENT OF NET POSITION

JUNE 30, 2020

	Primary Government			Component Unit
	Governmental Activities	Business-type Activities	Total	North Kingstown Free Library
Assets				
Current Assets				
Cash and cash equivalents	\$ 30,810,025	\$ 12,550,416	\$ 43,360,441	\$ 349,396
Restricted cash	2,190,408	659,686	2,850,094	--
Tax receivable, net	2,896,043	--	2,896,043	--
Accounts receivable, net	2,041,594	1,681,789	3,723,383	--
Internal balances	2,518,136	(2,518,136)	--	--
Due from federal and state governments	1,268,870	61,081	1,329,951	--
Prepays and other assets	8,604	351,868	360,472	--
Beneficial interest in assets held by other	--	--	--	371,367
Total Current Assets	<u>41,733,680</u>	<u>12,786,704</u>	<u>54,520,384</u>	<u>720,763</u>
Noncurrent Assets				
Internal balances	2,411,959	(2,411,959)	--	--
Assessment and fees receivable	--	9,252,451	9,252,451	--
Capital assets not being depreciated	31,685,144	1,132,466	32,817,610	--
Capital assets, net of accumulated depreciation	<u>65,900,973</u>	<u>23,967,923</u>	<u>89,868,896</u>	<u>--</u>
Total Noncurrent Assets	<u>99,998,076</u>	<u>31,940,881</u>	<u>131,938,957</u>	<u>--</u>
Total Assets	<u>141,731,756</u>	<u>44,727,585</u>	<u>186,459,341</u>	<u>720,763</u>
Deferred Outflows of Resources				
Deferred charge on bond refunding, net	843,483	--	843,483	--
Pension related deferred outflows of resources	20,646,275	709,667	21,355,942	--
OPEB related deferred outflows of resources	<u>34,673</u>	<u>4,665</u>	<u>39,338</u>	<u>--</u>
Total Deferred Outflows of Resources	<u>21,524,431</u>	<u>714,332</u>	<u>22,238,763</u>	<u>--</u>

The accompanying notes are an integral part of these financial statements.

TOWN OF NORTH KINGSTOWN, RHODE ISLAND

STATEMENT OF NET POSITION (CONTINUED)

JUNE 30, 2020

	Primary Government			Component Unit
	Governmental Activities	Business-type Activities	Total	North Kingstown Free Library
Liabilities				
Current Liabilities				
Accounts payable and accrued expenses	6,840,843	905,519	7,746,362	--
Other liabilities	--	5,747	5,747	--
Short term notes payable	6,023,000	--	6,023,000	--
Unearned revenue	--	372,241	372,241	--
Escrow deposits	194,418	--	194,418	--
Current portion of compensated absences	2,460,945	146,146	2,607,091	--
Current portion of general obligation bonds	3,342,000	915,375	4,257,375	--
Current portion of capital lease obligations	236,128	69,564	305,692	--
Total Current Liabilities	<u>19,097,334</u>	<u>2,414,592</u>	<u>21,511,926</u>	<u>--</u>
Noncurrent Liabilities				
Compensated absences, net	213,995	12,448	226,443	--
General obligation bonds, net	29,874,813	14,708,192	44,583,005	--
Capital lease obligations, net	757,612	72,339	829,951	--
Pollution remediation obligation	1,800,000	--	1,800,000	--
Net pension liability	94,241,282	3,258,451	97,499,733	--
Net OPEB liability	16,720,393	2,171,702	18,892,095	--
Total Noncurrent Liabilities	<u>143,608,095</u>	<u>20,223,132</u>	<u>163,831,227</u>	<u>--</u>
Total Liabilities	<u>162,705,429</u>	<u>22,637,724</u>	<u>185,343,153</u>	<u>--</u>
Deferred inflows of resources				
Deferred sewer assessment	--	8,942,639	8,942,639	--
Deferred loans	423,357	--	423,357	--
Pension related deferred inflows of resources	9,725,225	439,032	10,164,257	--
OPEB related deferred inflows of resources	11,816,786	1,411,604	13,228,390	--
Total Deferred Inflows of Resources	<u>21,965,368</u>	<u>10,793,275</u>	<u>32,758,643</u>	<u>--</u>
Net Position				
Net investment in capital assets	64,219,047	9,334,919	73,553,966	--
Restricted:				
School grant funds	226,380	--	226,380	--
Debt service	1,050,158	--	1,050,158	--
Town grant funds	310,290	--	310,290	--
Capital project funds	1,454,360	--	1,454,360	--
Permanent trust funds	89,153	--	89,153	--
Water projects	--	295,058	295,058	
Sewer projects	--	364,628	364,628	
Library funds	--	--	--	720,763
Unrestricted	(88,763,998)	2,016,313	(86,747,685)	--
Total Net Position	<u>\$ (21,414,610)</u>	<u>\$ 12,010,918</u>	<u>\$ (9,403,692)</u>	<u>\$ 720,763</u>

The accompanying notes are an integral part of these financial statements.

TOWN OF NORTH KINGSTOWN, RHODE ISLAND

STATEMENT OF ACTIVITIES

FOR THE YEAR ENDED JUNE 30, 2020

Functions/Programs	Expenses	Program Revenues			Net (Expense) Revenue and Changes in Net Position			Component Unit North Kingstown Free Library
		Charges for Services	Operating Grants and Contributions	Capital Grants and Contributions	Primary Government		Total	
					Governmental Activities	Business-type Activities		
Governmental Activities								
General government	\$ 8,496,465	\$ 1,324,141	\$ 961,418	\$ 105,710	\$ (6,105,196)		\$ (6,105,196)	
Public safety	22,650,252	1,431,538	1,539,415	--	(19,679,299)		(19,679,299)	
Public works	7,128,451	865,101	--	--	(6,263,350)		(6,263,350)	
Public libraries	1,827,185	13,438	299,782	--	(1,513,965)		(1,513,965)	
Education	74,372,907	3,960,700	16,274,915	530,551	(53,606,741)		(53,606,741)	
Senior services	649,916	136,742	22,495	--	(490,679)		(490,679)	
Parks and recreation	39,046	123,606	--	--	84,560		84,560	
Interest on long-term debt	<u>1,248,535</u>	<u>--</u>	<u>--</u>	<u>--</u>	<u>(1,248,535)</u>		<u>(1,248,535)</u>	
Total Governmental Activities	<u>116,412,757</u>	<u>7,855,266</u>	<u>19,098,025</u>	<u>636,261</u>	<u>(88,823,205)</u>		<u>(88,823,205)</u>	
Business-Type Activities								
Water	3,583,599	4,011,595	--	--		\$ 427,996	427,996	
Quonset / Davisville recreation	2,505,944	2,205,155	--	--		(300,789)	(300,789)	
Sewer	1,513,924	1,850,668	--	--		336,744	336,744	
Other business-type activities	<u>1,835,935</u>	<u>1,406,478</u>	<u>659,434</u>	<u>--</u>		<u>229,977</u>	<u>229,977</u>	
Total Business-Type Activities	<u>9,439,402</u>	<u>9,473,896</u>	<u>659,434</u>	<u>--</u>		<u>693,928</u>	<u>693,928</u>	
Total	<u>\$ 125,852,159</u>	<u>\$ 17,329,162</u>	<u>\$ 19,757,459</u>	<u>\$ 636,261</u>	<u>(88,823,205)</u>	<u>693,928</u>	<u>(88,129,277)</u>	

The accompanying notes are an integral part of these financial statements.

TOWN OF NORTH KINGSTOWN, RHODE ISLAND

STATEMENT OF ACTIVITIES (CONTINUED)

FOR THE YEAR ENDED JUNE 30, 2020

Functions/Programs	Expenses	Program Revenues			Net (Expense) Revenue and Changes in Net Position			Component Unit North Kingstown Free Library
		Charges for Services	Operating	Capital	Primary Government			
			Grants and Contributions	Grants and Contributions	Governmental Activities	Business-type Activities	Total	
Component unit:								
North Kingstown Free Library	\$ 27,009	\$ --	\$ 300,509					\$ 273,500
General Revenues								
Property taxes					85,674,614	--	85,674,614	--
Motor vehicle phase-out taxes					192,589	--	192,589	--
Excise tax phase-out					596,570	--	596,570	--
Telephone tax					329,948	--	329,948	--
Hotel, meals, and beverage tax					740,396	--	740,396	--
Housing aid					1,502,360	--	1,502,360	--
Unrestricted investment earnings					502,650	4,650	507,300	(30,164)
Other					613,596	--	613,596	--
Transfers in (out)					508,834	(508,834)	--	--
Total General Revenues and Transfers					90,661,557	(504,184)	90,157,373	(30,164)
Change in Net Position								
					1,838,352	189,744	2,028,096	243,336
Net Position - Beginning of Year, As Restated								
					(23,252,962)	11,821,174	(11,431,788)	477,427
Net Position - End of Year								
					\$ (21,414,610)	\$ 12,010,918	\$ (9,403,692)	\$ 720,763

The accompanying notes are an integral part of these financial statements.

TOWN OF NORTH KINGSTOWN, RHODE ISLAND

BALANCE SHEET GOVERNMENTAL FUNDS

JUNE 30, 2020

	General Fund	School Department	School Bond	27.5M Bond Fund	Debt Service Fund	Nonmajor Governmental Funds	Total Governmental Funds
Assets							
Cash and cash equivalents	\$ 10,037,243	\$ 6,434,354	\$ 4,312,680	\$ 4,308,466	\$ --	\$ 5,717,282	\$ 30,810,025
Restricted cash	--	--	--	778,789	1,411,619	--	2,190,408
Taxes receivable, net	2,896,043	--	--	--	--	--	2,896,043
Other receivables, net	1,124,390	104,700	--	--	--	812,504	2,041,594
Due from federal and state governments	193,356	915,007	--	--	--	160,507	1,268,870
Prepays	--	8,604	--	--	--	--	8,604
Advanced to other fund	3,207,296	--	--	--	--	--	3,207,296
Due from other funds	2,546,383	863,054	--	--	--	--	3,409,437
Total Assets	\$ 20,004,711	\$ 8,325,719	\$ 4,312,680	\$ 5,087,255	\$ 1,411,619	\$ 6,690,293	\$ 45,832,277
Liabilities							
Accounts payable and accrued expenses	\$ 1,500,278	\$ 2,554,983	\$ 1,452,210	\$ 466,971	\$ --	\$ 294,082	\$ 6,268,524
Short term notes payable	--	--	5,263,000	760,000	--	--	6,023,000
Due to other funds	--	841,077	--	--	361,461	31,548	1,234,086
Advance from Town	--	452,552	--	--	--	--	452,552
Unearned revenue	--	--	--	6,658	--	79,793	86,451
Escrow deposits	194,418	--	--	--	--	--	194,418
Total Liabilities	1,694,696	3,848,612	6,715,210	1,233,629	361,461	405,423	14,259,031
Deferred Inflows of Resources							
Deferred loans	--	--	--	--	--	423,357	423,357
Unavailable tax and EMS revenue	2,703,897	--	--	--	--	--	2,703,897
Total Deferred Inflows of Resources	2,703,897	--	--	--	--	423,357	3,127,254
Fund Balances							
Non-spendable	3,207,296	8,604	--	--	--	--	3,215,900
Restricted	--	226,380	--	--	1,050,158	1,853,803	3,130,341
Assigned	769,752	4,242,123	--	3,853,626	--	4,022,485	12,887,986
Unassigned	11,629,070	--	(2,402,530)	--	--	(14,775)	9,211,765
Total Fund Balances	15,606,118	4,477,107	(2,402,530)	3,853,626	1,050,158	5,861,513	28,445,992
Total Liabilities, Deferred Inflows of Resources, and Fund Balances	\$ 20,004,711	\$ 8,325,719	\$ 4,312,680	\$ 5,087,255	\$ 1,411,619	\$ 6,690,293	\$ 45,832,277

The accompanying notes are an integral part of these financial statements.

TOWN OF NORTH KINGSTOWN, RHODE ISLAND

RECONCILIATION OF THE GOVERNMENTAL FUNDS BALANCE SHEET TO THE GOVERNMENT-WIDE STATEMENT OF NET POSITION

JUNE 30, 2020

Amounts reported for governmental activities in the Statement of Net Position are different because of the following:

<i>Total Fund Balance reported in Governmental Funds</i>	\$ 28,445,992
Capital assets, net of accumulated depreciation, used in governmental activities are not financial resources and, therefore are not reported in the Governmental Funds Balance Sheet	97,586,117
Deferred outflows related to pension plan and OPEB plan are not current measurable and available resources and therefore not reported in the Fund Statements but are reported in the Statement of Net Position	20,680,948
Deferred inflows related to pension plan and OPEB plan are not current measurable and available resources and therefore not reported in the Fund Statements but are reported in the Statement of Net Position	(21,542,011)
Deferred loss on refunding of bonds which is amortized over the life of the new bond	843,483
Long-term liabilities and related items are not due and payable in the current period and therefore are not reported in the funds. These liabilities are reported in the Statement of Net Position:	
Accrual for net pension and net OPEB liabilities	(110,961,675)
Accrual for compensated absences	(2,674,940)
Pollution remediation obligation	(1,800,000)
Capital lease obligations	(993,740)
General obligation bonds	(30,229,000)
Bond premium, net of amortization	(2,987,813)
Unavailable tax and EMS revenues (net of an allowance for uncollectibles) are recorded in the funds, but are not recorded under the measurement focus employed in the Statement of Net Position	2,703,897
Interest accrued on long-term debt obligations is reported as a liability in the Statement of Net Position but does not get reported in the Fund Statements	(485,868)
<i>Total Net Position reported in Statement of Net Position</i>	<u>\$ (21,414,610)</u>

The accompanying notes are an integral part of these financial statements.

TOWN OF NORTH KINGSTOWN, RHODE ISLAND

STATEMENT OF REVENUES, EXPENDITURES AND CHANGES IN FUND BALANCES GOVERNMENTAL FUNDS

FOR THE FISCAL YEAR ENDED JUNE 30, 2020

	General Fund	School Department	School Bond	27.5M Bond Fund	Debt Service Fund	Nonmajor Governmental Funds	Total Governmental Funds
Revenues							
Property taxes	\$ 85,323,103	\$ --	\$ --	\$ --	\$ --	\$ --	\$ 85,323,103
Intergovernmental	4,267,290	12,826,825	--	--	--	1,697,997	18,792,112
Licenses, fees, fines, charges, and assessments	3,101,928	--	--	--	--	--	3,101,928
Investment income (loss)	427,654	--	--	--	432	75	428,161
Contributions and grants	--	--	--	--	--	66,440	66,440
State on behalf pension contribution	--	3,261,477	--	--	--	--	3,261,477
Other miscellaneous	1,391,254	4,221,802	--	--	542	803,945	6,417,543
Total Revenues	<u>94,511,229</u>	<u>20,310,104</u>	<u>--</u>	<u>--</u>	<u>974</u>	<u>2,568,457</u>	<u>117,390,764</u>
Expenditures							
Current							
General government	6,722,456	--	24,816	115,410	--	1,233,495	8,096,177
Public safety	19,003,294	--	--	81,840	--	1,019,655	20,104,789
Public works	5,081,610	--	--	236,689	--	79,706	5,398,005
Public libraries	--	--	--	22,396	--	1,771,217	1,793,613
Education	--	71,211,756	--	--	--	--	71,211,756
Senior services	524,507	--	--	--	--	125,409	649,916
Parks and recreation	39,046	--	--	--	--	--	39,046
Debt Service							
Principal	232,186	--	--	--	3,171,000	--	3,403,186
Interest and other costs	26,018	--	--	--	1,222,517	--	1,248,535
Capital Outlays	1,873,071	741,570	1,855,336	3,409,348	--	465,200	8,344,525
Total Expenditures	<u>33,502,188</u>	<u>71,953,326</u>	<u>1,880,152</u>	<u>3,865,683</u>	<u>4,393,517</u>	<u>4,694,682</u>	<u>120,289,548</u>
Excess of Revenues Over (Under) Expenditures							
Before Other Financing Sources (Uses)	<u>61,009,041</u>	<u>(51,643,222)</u>	<u>(1,880,152)</u>	<u>(3,865,683)</u>	<u>(4,392,543)</u>	<u>(2,126,225)</u>	<u>(2,898,784)</u>
Other Financing Sources (Uses)							
Issuance of bonds, refundings and capital leases	515,650	--	--	7,045,000	--	--	7,560,650
Bond premium	--	--	--	719,526	--	--	719,526
Transfers in	1,179,063	54,362,817	--	778,789	4,515,212	2,320,280	63,156,161
Transfers out	(60,572,244)	(259,932)	(522,378)	--	--	(1,292,823)	(62,647,377)
Total Other Financing Sources (Uses)	<u>(58,877,531)</u>	<u>54,102,885</u>	<u>(522,378)</u>	<u>8,543,315</u>	<u>4,515,212</u>	<u>1,027,457</u>	<u>8,788,960</u>
Net Change in Fund Balances	2,131,510	2,459,663	(2,402,530)	4,677,632	122,669	(1,098,768)	5,890,176
Fund Balance - Beginning of Year, As Restated	<u>13,474,608</u>	<u>2,017,444</u>	<u>--</u>	<u>(824,006)</u>	<u>927,489</u>	<u>6,960,281</u>	<u>22,555,816</u>
Fund Balance - End of Year	<u>\$ 15,606,118</u>	<u>\$ 4,477,107</u>	<u>\$ (2,402,530)</u>	<u>\$ 3,853,626</u>	<u>\$ 1,050,158</u>	<u>\$ 5,861,513</u>	<u>\$ 28,445,992</u>

The accompanying notes are an integral part of these financial statements.

TOWN OF NORTH KINGSTOWN, RHODE ISLAND

RECONCILIATION OF THE GOVERNMENTAL FUNDS STATEMENT OF REVENUES, EXPENDITURES AND CHANGES IN FUND BALANCES TO THE GOVERNMENT-WIDE STATEMENT OF ACTIVITIES

FOR THE FISCAL YEAR ENDED JUNE 30, 2020

Net Change in Fund Balances - Total Governmental Funds	\$ 5,890,176
Governmental funds report capital outlays as expenditures. However, in the Statement of Activities the cost of those assets is allocated over their estimated useful lives and reported as depreciation expense.	
Capital outlay	6,785,022
Depreciation expense	(4,090,389)
Governmental funds report bond, premium on bond, and capital lease proceeds as revenues. However, in the statement of activities, these funds are reported as additions to long-term debt.	(8,280,176)
Governmental funds report principal repayments on debt obligations as an expenditure. However, the repayment of principal has no effect on the net position.	3,403,187
Changes to the following accounts related to the Town's pension and OPEB plans are reported as an expense for governmental activities but are not reported as an expenditure in the fund financial statements until they are paid with measurable and available resources:	
Increase in net pension liability	2,816,033
Increase in net OPEB liability	1,961,118
Increase in deferred outflows of resources	(7,075,361)
Increase in deferred inflows of resources	2,715
Governmental funds report premiums received on debt financing as other financing sources when received. However, the Statement of Activities amortizes these premiums over the life of the obligations and records the amortization as a credit to expenses. This is the amortization amount for fiscal 2020.	340,107
Revenues in the Statement of Activities that do not provide current financial resources are not reported as revenues in governmental funds. Net unavailable tax and EMS revenue increased from fiscal 2019.	351,511
Accrued interest on long-term debt obligations is reported in the governmental activities but is not reported in the governmental fund statements. This is the increase in accrued interest expense from fiscal 2019.	(23,986)
The governmental funds reflect compensated absences when they will be paid with measurable and available resources. The change from prior year balances is reflected in the statement of activities. Compensated absences decreased from fiscal 2019.	119,355
The activity for the current year amortization of loss on bond refundings.	(361,010)
The activity reported in the Internal Service Funds is presented with the Proprietary Fund Statements. However, this activity is reported as a component of the Governmental Activities in the Statement of Activities. This is the net activity reported for fiscal 2020.	50
Change in Net Position of Governmental Activities in the Statement of Activities	<u>\$ 1,838,352</u>

The accompanying notes are an integral part of these financial statements.

TOWN OF NORTH KINGSTOWN, RHODE ISLAND

STATEMENT OF NET POSITION PROPRIETARY FUNDS

JUNE 30, 2020

	Business-type Activities-Enterprise Funds						
	Water		Quonset/ Davisville Recreation	Sewer	Nonmajor Enterprise Funds	Total Enterprise Funds	Internal Service Fund
	Operations	Capital Reserve					
Assets							
Current Assets							
Cash and cash equivalents	\$ 11,895,985	\$ 404,347	\$ (332)	\$ --	\$ 250,416	\$ 12,550,416	\$ --
Restricted cash	295,058	--	--	364,628	--	659,686	--
User charges receivable	1,272,176	--	--	291,511	--	1,563,687	--
Other receivables	--	11,500	2,250	23,495	80,857	118,102	--
Due from federal and state governments	--	--	--	--	61,081	61,081	--
Due from other funds	--	--	--	--	92,762	92,762	--
Prepaid expenses	--	--	--	--	42,157	42,157	--
Inventory	275,150	--	34,561	--	--	309,711	--
Total Current Assets	13,738,369	415,847	36,479	679,634	527,273	15,397,602	--
Noncurrent Assets							
Assessments receivable	--	--	--	9,252,451	--	9,252,451	--
Capital assets not being depreciated	535,162	--	494,950	102,354	--	1,132,466	--
Capital assets, net of accumulated depreciation	7,111,346	--	3,138,577	13,693,547	24,453	23,967,923	--
Total Noncurrent Assets	7,646,508	--	3,633,527	23,048,352	24,453	34,352,840	--
Total Assets	21,384,877	415,847	3,670,006	23,727,986	551,726	49,750,442	--
Deferred Outflows of Resources							
Pension-related outflows	537,045	--	172,622	--	--	709,667	--
OPEB-related outflows	3,530	--	1,135	--	--	4,665	--
Total Deferred Outflows of Resources	540,575	--	173,757	--	--	714,332	--

The accompanying notes are an integral part of these financial statements.

TOWN OF NORTH KINGSTOWN, RHODE ISLAND

STATEMENT OF NET POSITION (CONTINUED) PROPRIETARY FUNDS

JUNE 30, 2020

	Business-type Activities-Enterprise Funds						
	Water		Quonset/ Davisville Recreation		Nonmajor Enterprise Funds	Total Enterprise Funds	Internal Service Fund
	Operations	Capital Reserve		Sewer			
Liabilities							
Current Liabilities							
Accounts payable and accrued expenses	316,188	--	116,888	223,953	98,030	755,059	--
Other liabilities	--	--	5,747	--	--	5,747	--
Due to other funds	--	--	2,117,093	--	151,020	2,268,113	--
Advances from other funds	--	--	342,785	--	--	342,785	--
Current portion of compensated absences	62,399	--	57,940	2,993	22,814	146,146	--
Unearned revenue	--	--	372,241	--	--	372,241	--
Accrued interest	32,416	--	--	118,044	--	150,460	--
Current portion of general obligation bonds	185,712	--	--	729,663	--	915,375	--
Current portion of capital lease obligations	--	--	69,564	--	--	69,564	--
Total Current Liabilities	<u>596,715</u>	<u>--</u>	<u>3,082,258</u>	<u>1,074,653</u>	<u>271,864</u>	<u>5,025,490</u>	<u>--</u>
Noncurrent Liabilities							
Long term advance from Town	--	--	--	2,411,959	--	2,411,959	--
General obligation bonds, net	2,298,746	--	--	12,409,446	--	14,708,192	--
Capital lease obligations, net	--	--	72,339	--	--	72,339	--
Net pension liability	2,465,855	--	792,596	--	--	3,258,451	--
Net OPEB liability	1,643,450	--	528,252	--	--	2,171,702	--
Compensated absences, net	<u>5,426</u>	<u>--</u>	<u>5,038</u>	<u>--</u>	<u>1,984</u>	<u>12,448</u>	<u>--</u>
Total Noncurrent Liabilities	<u>6,413,477</u>	<u>--</u>	<u>1,398,225</u>	<u>14,821,405</u>	<u>1,984</u>	<u>22,635,091</u>	<u>--</u>
Total Liabilities	<u>7,010,192</u>	<u>--</u>	<u>4,480,483</u>	<u>15,896,058</u>	<u>273,848</u>	<u>27,660,581</u>	<u>--</u>
Deferred Inflows of Resources							
Deferred sewer assessment	--	--	--	8,942,639	--	8,942,639	--
Pension related inflows	332,240	--	106,792	--	--	439,032	--
OPEB related inflows	<u>1,068,241</u>	<u>--</u>	<u>343,363</u>	<u>--</u>	<u>--</u>	<u>1,411,604</u>	<u>--</u>
Total Deferred Inflows of Resources	<u>1,400,481</u>	<u>--</u>	<u>450,155</u>	<u>8,942,639</u>	<u>--</u>	<u>10,793,275</u>	<u>--</u>
Net Position							
Net investment in capital assets	5,162,050	--	3,491,624	656,792	24,453	9,334,919	--
Restricted							
Water projects	295,058	--	--	--	--	295,058	--
Sewer projects	--	--	--	364,628	--	364,628	--
Unrestricted	<u>8,057,671</u>	<u>415,847</u>	<u>(4,578,499)</u>	<u>(2,132,131)</u>	<u>253,425</u>	<u>2,016,313</u>	<u>--</u>
Total Net Position	<u>\$ 13,514,779</u>	<u>\$ 415,847</u>	<u>\$ (1,086,875)</u>	<u>\$ (1,110,711)</u>	<u>\$ 277,878</u>	<u>\$ 12,010,918</u>	<u>\$ --</u>

The accompanying notes are an integral part of these financial statements.

TOWN OF NORTH KINGSTOWN, RHODE ISLAND

STATEMENT OF REVENUES, EXPENSES, AND CHANGES IN NET POSITION PROPRIETARY FUNDS

FOR THE YEAR ENDED JUNE 30, 2020

	Business-type Activities-Enterprise Funds						
	Water		Quonset/ Davisville Recreation	Sewer	Nonmajor Enterprise Funds	Total Enterprise Funds	Internal Service Funds
	Operations	Capital Reserve					
Operating Revenues							
Charges for usage, service, and assessments	\$ 3,446,728	\$ 165,043	\$ 1,975,371	\$ 1,821,538	\$ 1,406,478	\$ 8,815,158	\$ --
Intergovernmental	--	--	--	--	659,434	659,434	--
Sundry sales and rentals	175,356	--	--	--	--	175,356	--
Other revenues	224,468	--	229,784	29,130	--	483,382	--
Total Operating Revenues	3,846,552	165,043	2,205,155	1,850,668	2,065,912	10,133,330	--
Operating Expenses							
Operations	2,967,847	--	796,849	765,635	726,408	5,256,739	--
Pro shop	--	--	423,580	--	--	423,580	--
Allen's Harbor	--	--	288,802	--	--	288,802	--
Recreation	--	--	465,335	--	--	465,335	--
Education	--	--	--	--	1,106,810	1,106,810	--
Depreciation and amortization	517,426	--	531,378	389,515	2,717	1,441,036	--
Total Operating Expenses	3,485,273	--	2,505,944	1,155,150	1,835,935	8,982,302	--
Operating Income (Loss)	361,279	165,043	(300,789)	695,518	229,977	1,151,028	--
Nonoperating Revenues (Expenses)							
Interest income	4,261	--	--	389	--	4,650	--
Interest expense	(98,326)	--	--	(358,774)	--	(457,100)	--
Net Nonoperating Revenues	(94,065)	--	--	(358,385)	--	(452,450)	--
Income (Loss) Before Transfers	267,214	165,043	(300,789)	337,133	229,977	698,578	--
Transfers in	85,828	--	25,536	--	--	111,364	50
Transfers out	(86,179)	(85,829)	(93,251)	(180,210)	(174,729)	(620,198)	--
Total transfers	(351)	(85,829)	(67,715)	(180,210)	(174,729)	(508,834)	50
Changes in Net Position	266,863	79,214	(368,504)	156,923	55,248	189,744	50
Total Net Position - Beginning, as restated	13,247,916	336,633	(718,371)	(1,267,634)	222,630	11,821,174	(50)
Total Net Position - Ending	\$ 13,514,779	\$ 415,847	\$ (1,086,875)	\$ (1,110,711)	\$ 277,878	\$ 12,010,918	\$ --

The accompanying notes are an integral part of these financial statements.

TOWN OF NORTH KINGSTOWN, RHODE ISLAND

STATEMENT OF CASH FLOWS PROPRIETARY FUNDS

FOR THE YEAR ENDED JUNE 30, 2020

	Business-type Activities-Enterprise Funds						
	Water		Quonset/ Davisville Recreation	Sewer	Nonmajor Enterprise Funds	Total Enterprise Funds	Internal Service Fund
	Operations	Capital Reserve					
Cash Flows from Operating Activities							
Cash received from customers	\$ 3,674,562	\$ 153,543	\$ 2,228,476	\$ 1,693,606	\$ 1,351,676	\$ 9,101,863	\$ --
Cash received from grantor	--	--	--	--	629,583	629,583	--
Cash paid to suppliers for goods and services and other operating payments	(1,178,306)	--	(822,671)	(642,879)	(1,108,932)	(3,752,788)	(50)
Cash paid for employees and benefits	(1,137,565)	--	(1,094,509)	(76,351)	(760,960)	(3,069,385)	--
Net Cash Provided by (Used in) Operating Activities	<u>1,358,691</u>	<u>153,543</u>	<u>311,296</u>	<u>974,376</u>	<u>111,367</u>	<u>2,909,273</u>	<u>(50)</u>
Cash Flows from Noncapital Financing Activities							
Transfers from (to) other funds	(351)	(85,829)	(67,715)	(180,210)	(174,729)	(508,834)	50
(Payments to) receipts from other funds	--	--	60,233	(76,862)	38,918	22,289	--
Net Cash (Used in) Provided by Noncapital Financing Activities	<u>(351)</u>	<u>(85,829)</u>	<u>(7,482)</u>	<u>(257,072)</u>	<u>(135,811)</u>	<u>(486,545)</u>	<u>50</u>
Cash Flows from Capital and Related Financing Activities							
Acquisition of capital assets	(954,636)	--	(304,078)	(227,586)	(27,170)	(1,513,470)	--
Proceeds from long-term debt obligations	--	--	--	315,000	--	315,000	--
Principal payments on long-term debt	(179,872)	--	(66,895)	(696,540)	--	(943,307)	--
Interest and finance charges paid on debt obligations	(100,484)	--	--	(371,793)	--	(472,277)	--
Net Cash Used in Capital and Related Financing Activities	<u>(1,234,992)</u>	<u>--</u>	<u>(370,973)</u>	<u>(980,919)</u>	<u>(27,170)</u>	<u>(2,614,054)</u>	<u>--</u>
Cash Flows from Investing Activities							
Investment income	4,261	--	--	389	--	4,650	--
Net Cash Provided by Investing Activities	<u>4,261</u>	<u>--</u>	<u>--</u>	<u>389</u>	<u>--</u>	<u>4,650</u>	<u>--</u>
Net Increase (Decrease) in Cash and Cash Equivalents	<u>127,609</u>	<u>67,714</u>	<u>(67,159)</u>	<u>(263,226)</u>	<u>(51,614)</u>	<u>(186,676)</u>	<u>--</u>
Cash, Cash Equivalents, and Restricted Cash - Beginning of Year	<u>12,063,434</u>	<u>336,633</u>	<u>66,827</u>	<u>627,854</u>	<u>302,030</u>	<u>13,396,778</u>	<u>--</u>
Cash, Cash Equivalents, and Restricted Cash - End of Year	<u>\$ 12,191,043</u>	<u>\$ 404,347</u>	<u>\$ (332)</u>	<u>\$ 364,628</u>	<u>\$ 250,416</u>	<u>\$ 13,210,102</u>	<u>\$ --</u>

The accompanying notes are an integral part of these financial statements.

TOWN OF NORTH KINGSTOWN, RHODE ISLAND

STATEMENT OF CASH FLOWS PROPRIETARY FUNDS (CONTINUED)

FOR THE YEAR ENDED JUNE 30, 2020

	Business-type Activities-Enterprise Funds						
	Water		Quonset/ Davisville Recreation		Nonmajor Enterprise Funds	Total Enterprise Funds	Internal Service Fund
	Operations	Capital Reserve		Sewer			
Reconciliation of Operating Income (Loss) to Net Cash Provided by (Used in) Operating Activities							
Operating income (loss)	\$ 361,279	\$ 165,043	\$ (300,789)	\$ 695,518	\$ 229,977	\$ 1,151,028	\$ --
Adjustments to reconcile operating income (loss) to net cash provided by (used in) operating activities:							
Depreciation and amortization expense	517,426	--	531,378	389,515	2,716	1,441,035	--
(Increase) decrease in assessments and fees receivable	(171,990)	--	--	(157,062)	--	(329,052)	--
(Increase) decrease in other receivable	--	(11,500)	(2,250)	--	(53,077)	(66,827)	--
(Increase) decrease in due from federal and state governments	--	--	--	--	(28,403)	(28,403)	--
(Increase) decrease in deferred outflows of resources	117,936	--	37,907	--	--	155,843	--
(Increase) decrease in prepaid expenses and inventory	57,687	--	1,347	--	(16,841)	42,193	--
Increase (decrease) in accounts payable and accrued expenses	154,120	--	3,172	44,504	(22,382)	179,414	(50)
Increase (decrease) in compensated absences, net pension liability, net OPEB liability	67,520	--	(66,912)	1,901	2,550	5,059	--
Increase (decrease) in unearned revenue	--	--	25,571	--	(3,173)	22,398	--
Increase (decrease) in deferred inflows of resources	254,713	--	81,872	--	--	336,585	--
Net Cash Provided by (Used in) Operating Activities	\$ 1,358,691	\$ 153,543	\$ 311,296	\$ 974,376	\$ 111,367	\$ 2,909,273	\$ (50)

The accompanying notes are an integral part of these financial statements.

TOWN OF NORTH KINGSTOWN, RHODE ISLAND

STATEMENT OF FIDUCIARY NET POSITION FIDUCIARY FUNDS

JUNE 30, 2020

	Employee Benefit Trust Funds	Private Purpose Trust Funds	Agency Funds
Assets			
Cash and cash equivalents	\$ --	\$ 40,192	\$ 472,455
<i>Investments, at fair value:</i>			
Money market funds	1,552,211	--	--
Total Assets	<u>1,552,211</u>	<u>40,192</u>	<u>472,455</u>
Liabilities			
Due to student groups	--	--	355,495
Deposits held in custody for others	--	--	116,960
Total Liabilities	<u>--</u>	<u>--</u>	<u>472,455</u>
Net Position			
Restricted for pension	--	--	--
Restricted for other post-employment benefits	1,552,211	--	--
Held in trust for private purposes per trust agreement	--	40,192	--
Total Net Position	<u>\$ 1,552,211</u>	<u>\$ 40,192</u>	<u>\$ --</u>

The accompanying notes are an integral part of these financial statements.

TOWN OF NORTH KINGSTOWN, RHODE ISLAND

STATEMENT OF CHANGES IN FIDUCIARY NET POSITION FIDUCIARY FUNDS

FOR THE YEAR ENDED JUNE 30, 2020

	Employee Benefit Trust Funds	Private Purpose Trust Funds
Additions		
Contributions:		
Employer contributions	\$ 1,534,432	\$ --
Total Contributions	<u>1,534,432</u>	<u>--</u>
Investment earnings:		
Interest and dividends	<u>55,697</u>	<u>50</u>
Total Investment Earnings	<u>55,697</u>	<u>50</u>
Total Additions	<u>1,590,129</u>	<u>50</u>
Deductions		
Benefits paid	1,334,432	--
Other operating expenses	<u>306,719</u>	<u>--</u>
Total Deductions	<u>1,641,151</u>	<u>--</u>
Change in Net Position	(51,022)	50
Net Position - Beginning of Year	<u>1,603,233</u>	<u>40,142</u>
Net Position - End of Year	<u>\$ 1,552,211</u>	<u>\$ 40,192</u>

The accompanying notes are an integral part of these financial statements.

TOWN OF NORTH KINGSTOWN, RHODE ISLAND

NOTES TO BASIC FINANCIAL STATEMENTS

FOR THE YEAR ENDED JUNE 30, 2020

NOTE 1 - SUMMARY OF SIGNIFICANT ACCOUNTING POLICIES

The financial statements of the Town of North Kingstown, Rhode Island (Town) have been prepared in conformity with accounting principles generally accepted in the United States of America (U.S. GAAP) as applicable to governmental entities. In certain instances, summaries of the Town's significant accounting policies have been presented throughout the notes to the basic financial statements in conjunction with other disclosures to which they relate.

REPORTING ENTITY

The Town was incorporated in 1674 and is governed largely under the 1954 North Kingstown Home Rule Charter. In some matters, including the issuance of short and long-term debt, the Town is governed by the general laws of the State of Rhode Island (the State). The Town operates under a Town Council form of government and provides the following services as authorized by its charter: Public Safety (police, fire, civil preparedness, animal control, and harbors and wharfs), Public Works (engineering, highways and facilities maintenance), Water Supply, Library, Education, Senior Services and General Administration Services.

In evaluating the inclusion of other separate and distinct legal entities as component units within its financial reporting structure, the Town applied the criteria prescribed by Governmental Accounting Standards Board (GASB) Statement No. 61, *The Financial Reporting entity: Omnibus an amendment of GASB Statements No. 14 and No. 34*. Under GASB Statement No. 61, a legally separate entity is required to be included as a component unit if it is fiscally dependent upon the primary government and there is a financial benefit or burden relationship present. The primary government is financially accountable if it appoints the voting majority of the organization's governing board and (1) it is able to impose its will on that organization or (2) there is a potential for the organization to provide specific financial benefits to, or impose specific financial burdens on, the primary government. A potential component unit has a financial benefit or burden relationship with the primary government if, for example, any one of the following conditions exists:

- a) The primary government is legally entitled to or can otherwise access the organization's resources.
- b) The primary government is legally obligated or has otherwise assumed the obligation to finance the deficits of, or provide financial support to, the organization.
- c) The primary government is obligated in some manner for the debt of the organization.

Through the application of GASB Statement No. 61 criteria, the North Kingstown Free Library ("Library") has been presented as a component unit of the Town in the accompanying government-wide financial statements.

TOWN OF NORTH KINGSTOWN, RHODE ISLAND

NOTES TO BASIC FINANCIAL STATEMENTS

FOR THE YEAR ENDED JUNE 30, 2020

NOTE 1 - SUMMARY OF SIGNIFICANT ACCOUNTING POLICIES (CONTINUED)

REPORTING ENTITY (CONTINUED)

The North Kingstown Free Library Corporation, a not-for-profit agency formed in July 1993, supports the charitable, scientific and educational purposes of the Library, a component unit of the Town. The Town is able to impose its will on the component unit as the Town appoints the Library Trustees who serve as the Library's Board of Directors. Accordingly, the Library is included as a discretely presented component unit in the basic financial statements of the Town. The North Kingstown Free Library Corporation filed its form 990 tax return for the year ended December 31, 2019, during May 2020, a copy of which can be obtained by contacting the North Kingstown Free Library Corporation, 100 Fairway Drive, North Kingstown, RI 02852.

BASIC OF PRESENTATION

Government-wide Financial Statements

The Statement of Net Position and Statement of Activities display information about the Town as a whole. They include all funds of the Town except for fiduciary funds and distinguish between governmental and business-type activities. Governmental activities generally are financed through taxes, intergovernmental revenues and other non-exchange revenues. Business-type activities are financed in whole or in part by fees charged to external parties for goods and services.

The Statement of Activities presents a comparison between expenses and program revenues for each function of the Town's governmental activities. Program revenues include a) fees, fines and charges paid by the recipients of goods or services offered by the programs and b) grants and contributions that are restricted to meeting the operational or capital requirements of a particular program. Revenues that are not classified as program revenues, including all taxes, are presented as general revenues.

Fund Financial Statements

Fund financial statements of the Town are organized into funds, each of which is considered to be a separate accounting entity. Each fund is accounted for by providing a separate set of self-balancing accounts which constitute its assets, deferred outflows of resources, liabilities, deferred inflows of resources, fund balance, revenues, and expenditures/expenses. Funds are organized into three major categories: governmental, proprietary and fiduciary. An emphasis is placed on major funds, each displayed in a separate column. A fund is considered major if it is the primary operating fund of the Town or meets the following criteria:

TOWN OF NORTH KINGSTOWN, RHODE ISLAND

NOTES TO BASIC FINANCIAL STATEMENTS

FOR THE YEAR ENDED JUNE 30, 2020

NOTE 1 - SUMMARY OF SIGNIFICANT ACCOUNTING POLICIES (CONTINUED)

BASIC OF PRESENTATION (CONTINUED)

Fund Financial Statements (Continued)

- a) Total assets, deferred outflows of resources, liabilities, deferred inflows of resources, revenues, or expenditures/expenses of that individual governmental or enterprise fund are at least 10 percent of the corresponding total for all funds of that category or type, and
- b) Total assets, deferred outflows of resources, liabilities, deferred inflows of resources, revenues, or expenditures/expense of that individual governmental fund or enterprise fund are at least 5 percent of the corresponding total for all governmental and enterprise funds combined.

Management may also designate a fund as major which does not meet the above parameters. The funds of the Town are described below:

GOVERNMENTAL FUNDS

Governmental funds are used to account for operations that supply basic governmental services. The Town uses the following types of governmental funds:

General Fund is the primary operating fund of the Town and is always classified as a major fund. It is used to account for and report all financial resources not accounted for and reported in other funds.

Special Revenue Funds are used to account for and report the proceeds of specific revenue sources that are restricted or committed to expenditures for specified purposes other than debt service or capital projects. The Town's major special revenue fund is the School Department, which provides primary education to the Town's children.

Capital Project Funds are used to account for and report resources that are restricted, committed, or assigned to expenditures for capital outlays, including the acquisition or construction of capital facilities and other capital assets.

Debt Service Funds are used to account for and report financial resources that are restricted, committed, or assigned for payment of principal and interest on long-term obligations of governmental funds.

Permanent Funds are used to account for and report assets held by the Town pursuant to trust agreements. The principal portion of this fund type must remain intact, but the earnings may be used to achieve the objectives of the fund.

TOWN OF NORTH KINGSTOWN, RHODE ISLAND

NOTES TO BASIC FINANCIAL STATEMENTS

FOR THE YEAR ENDED JUNE 30, 2020

NOTE 1 - SUMMARY OF SIGNIFICANT ACCOUNTING POLICIES (CONTINUED)

GOVERNMENTAL FUNDS (CONTINUED)

Proprietary Funds

Proprietary Funds are used to account for business-like activities provided to the general public (enterprise funds) or within the government (internal service funds). These activities are financed primarily by user charges and the measurement of financial activity focuses on net income measurement similar to the private sector. Operating revenues of the Proprietary Funds consist of customer charges for uses and services and certain other miscellaneous revenues. All other revenues of the Proprietary Funds are considered non-operating sources of revenue. The Proprietary Funds include Enterprise and Internal Service Funds. During the year ended June 30, 2020 the Town maintained twelve Enterprise Funds and one Internal Service Fund.

Fiduciary Funds (Not Included in Government-wide Statements)

Fiduciary Funds are used to report assets held by the Town in a trustee or agency capacity and, therefore, cannot be used to support the Town's own programs. The following fiduciary funds are used by the Town:

Pension Trust Fund is used to account for resources held for payment of pension benefits, and cannot be used at the Town's discretion or to support the Town's general operations.

OPEB (Other Post-Employment Benefits) Trust Fund is used to account for payment of post-employment benefits that the Town provides to qualified retirees in accordance with union contract provisions.

Private Purpose Trust Funds account for resources legally held in trust for use by an outside committee to provide awards and scholarships in accordance with a donor's instructions. All resources of the fund, including any earnings on investments, may be used. There is no requirement that any portion of these resources be preserved as capital. The Town has twenty-one private purpose trust funds.

Agency Funds account for assets held by the Town in a purely custodial capacity. The Town has two agency funds (Student Activity Funds and Developer Surety Escrow). Since agency funds are custodial in nature (i.e., assets equal liabilities), they do not involve the measurement of results of operations.

TOWN OF NORTH KINGSTOWN, RHODE ISLAND

NOTES TO BASIC FINANCIAL STATEMENTS

FOR THE YEAR ENDED JUNE 30, 2020

NOTE 1 - SUMMARY OF SIGNIFICANT ACCOUNTING POLICIES (CONTINUED)

MAJOR AND NON-MAJOR FUNDS

The funds are further classified as major or non-major as follows:

<u>Fund</u>	<u>Brief Description</u>
<i>Major:</i>	
General Fund:	See above for description
Special Revenue Funds:	
School Department	Account for and report all financial transactions of the North Kingstown School Department. Included here is the School Unrestricted Fund and all School Department grant funds.
Capital Project Funds	Account for the activities of the Town and School bonds
Debt Service Fund:	See above for description. This fund did not meet the criteria for reporting as a major fund however, management has elected to present the fund as a major fund.
Proprietary Funds:	
Water Operations and Capital Reserve Funds	Account for the operations of the Town's Water Department and related reserve. The capital reserve fund did not meet the criteria for reporting as a major fund however, management has elected to present it as such.
Quonset/Davisville Recreation Fund	Accounts for the operations of the Town's Recreation Department.
Sewer Fund	Accounts for the Town's sewer operations and related projects.
<i>Non Major:</i>	
Special Revenue Funds:	Grant programs including federal grants, state grants, and private grants. The Town currently maintains thirty-eight (38) special revenue funds which have been classified as non-major Governmental Funds. The details of these funds may be found in the combining fund statements in the other supplementary information section of these financial statements.

TOWN OF NORTH KINGSTOWN, RHODE ISLAND

NOTES TO BASIC FINANCIAL STATEMENTS

FOR THE YEAR ENDED JUNE 30, 2020

NOTE 1 - SUMMARY OF SIGNIFICANT ACCOUNTING POLICIES (CONTINUED)

MAJOR AND NON-MAJOR FUNDS (CONTINUED)

Non Major (Continued):

Capital Project Funds: The Town currently maintains four (4) Capital Project Funds. The details of these funds may be found in the combining fund statements in the other supplementary information section of these financial statements.

Permanent Funds: The Town has fourteen (14) permanent funds. The details of these funds may be found in the combining fund statements in the other supplementary information section of these financial statements.

Proprietary Funds:

Enterprise Funds Quonset/Davisville Reserve, School Lunch, Computer Repair & Maintenance Program, Athletic Gate Receipts, Athletic Activities Sports Camp, Music Choir and Orchestra, Municipal Court, and Transfer Station.

Internal Service Funds Workers Compensation

MEASUREMENT FOCUS AND BASIS OF ACCOUNTING

On the Government-wide Statement of Net Position and the Statement of Activities both governmental and business-type activities (proprietary funds) are presented using the economic resources measurement focus as defined in item (b) below and the accrual basis of accounting. In the fund financial statements, the current financial resources measurement focus (modified accrual) or the economic resources measurement focus (full accrual) is used as appropriate:

- (a) All governmental funds utilize a current financial resources measurement focus and a modified accrual basis of accounting. Only current financial assets, deferred outflows of resources, liabilities, and deferred inflows of resources are generally included on their balance sheets. Operating statements present sources and uses of available spendable financial resources during a given period. These funds use fund balance as their measure of available spendable financial resources at the end of the period.
- (b) The proprietary fund utilizes an economic resources measurement focus and accrual basis of accounting. The accounting objectives of this measurement focus are the determination of net income, financial position and cash flows. All assets and deferred outflows of resources, and liabilities and deferred inflows of resources (whether current or noncurrent) associated with their activities are reported. Proprietary fund equity is classified as net position.
- (c) Agency funds are not involved in the measurement of results of operations; therefore, measurement focus is not applicable to them.

TOWN OF NORTH KINGSTOWN, RHODE ISLAND

NOTES TO BASIC FINANCIAL STATEMENTS

FOR THE YEAR ENDED JUNE 30, 2020

NOTE 1 - SUMMARY OF SIGNIFICANT ACCOUNTING POLICIES (CONTINUED)

MEASUREMENT FOCUS AND BASIS OF ACCOUNTING (CONTINUED)

The Government-wide financial statements are reported using the economic resources measurement focus and the full accrual basis of accounting, as are the proprietary fund and fiduciary fund financial statements. Revenues are recognized when earned and expenses are recorded when the liability is incurred or economic asset used, regardless of the timing of related cash flows. Property taxes are recognized as revenue in the year for which they are levied. Grants and similar items are recognized as revenue as soon as all eligibility requirements imposed by the provider have been met.

Governmental fund financial statements are reported using the current financial resources measurement focus and the modified accrual basis of accounting. Revenues are recognized when they are both measurable and available for liquidating liabilities of the current period. "Measurable" means the amount of the transaction can be determined and "available" means collectible within the current period or soon enough thereafter to be used to pay liabilities of the current period (usually 60 days). Revenues not considered to be available are recorded as deferred inflows. Expenditures, including capital outlays, are recognized when a related fund liability has been incurred, except for those involving debt service and other long-term obligations that are recognized when due.

Those revenues susceptible to accrual are property taxes, special assessments, federal impact aid, state aid, meals and hotel taxes collected by the State on behalf of the Town, interest and charges for services. Fines, licenses and permit revenues are not susceptible to accrual because generally they are not measurable until received in cash; therefore, they are recognized when received.

Recognition of grant revenues is based on the susceptibility of accrual as determined by the legal and contractual requirements established by each grantor. For grants not restrictive as to specific purposes and revocable only for failure to comply with general prescribed requirements, revenues are recognized when actually received. Where expenditure is the prime factor in determining eligibility, grant revenue is recognized as allowable expenditures are made provided they are collected during the year or within 60 days subsequent to year-end. Prior to expenditure, proceeds are recorded as unearned revenues.

Amounts reported as program revenues include 1) charges to customers or applicants for goods, services, or privileges provided, 2) operating grants and contributions, and 3) capital grants and contributions. Internally dedicated resources are reported as general revenues rather than program revenues. Likewise, general revenues include all taxes.

TOWN OF NORTH KINGSTOWN, RHODE ISLAND

NOTES TO BASIC FINANCIAL STATEMENTS

FOR THE YEAR ENDED JUNE 30, 2020

NOTE 1 - SUMMARY OF SIGNIFICANT ACCOUNTING POLICIES (CONTINUED)

MEASUREMENT FOCUS AND BASIS OF ACCOUNTING (CONTINUED)

Proprietary funds distinguish operating revenues and expenses from nonoperating items. Operating revenues and expenses generally result from providing services and producing and delivering goods in connection with a proprietary fund's principal ongoing operations. Operating expenses for the proprietary funds include the cost of sales and services, administrative expenses and depreciation on capital assets. All other revenues and expenses not meeting this definition are reported as nonoperating revenues and expense.

ASSETS, LIABILITIES, DEFERRED OUTFLOWS/INFLOWS OF RESOURCES, AND NET POSITION/FUND BALANCE

Cash and Cash Equivalents

For purposes of the cash flow statement, all investments with original maturities of three months or less when purchased are considered to be cash equivalents. Cash and cash equivalents consist of cash on hand, time and demand deposits and short-term investments maturing within three months from the date of acquisition. The Town maintains deposits in various financial institutions, which are separately displayed in the financial statements as "cash and cash equivalents."

Under Rhode Island General Law, as of October 1, 1991, public deposit institutions are required to insure accounts that hold public funds in excess of the \$250,000 that is guaranteed by Federal Deposit Insurance Corporation (FDIC).

Investments

The Town invests in various types of investments, which are stated at fair value. Fair value is defined as the price that would be received to sell an asset or paid to transfer a liability in an orderly transaction between market participants at the measurement date. Realized and unrealized gains and losses are reported as investment income. The Town's investments are held in the Town's Fiduciary Funds.

Investment securities, in general, are exposed to various risks, such as interest rate, credit and overall market volatility. Due to the level of risks associated with certain investment securities, it is reasonably possible that changes in the values of investment securities will occur in the near term and that such change could materially affect the amounts reported in the statements of net position and activities.

TOWN OF NORTH KINGSTOWN, RHODE ISLAND

NOTES TO BASIC FINANCIAL STATEMENTS

FOR THE YEAR ENDED JUNE 30, 2020

NOTE 1 - SUMMARY OF SIGNIFICANT ACCOUNTING POLICIES (CONTINUED)

ASSETS, LIABILITIES, DEFERRED OUTFLOWS/INFLOWS OF RESOURCES, AND NET POSITION/FUND BALANCE (CONTINUED)

Accounts Receivable

In the Government-wide statements, receivables consist of all revenues earned at year-end and not yet received. Major receivable balances for the governmental activities include property taxes and intergovernmental receivables. Business-type activities report service and special assessment fees as its major receivables. In addition, at June 30, 2020 the Town's Sewer fund also reported assessments receivable of \$9,252,451.

In the fund financial statements, material receivables in governmental funds include revenue accruals such as property taxes collected within 60 days of year-end and grants and other similar intergovernmental revenues since they are usually both measurable and available. Non-exchange transactions earned/measurable but not available are deferred in the fund financial statements in accordance with modified accrual, but not deferred in the Government-wide financial statements in accordance with the accrual basis. Proprietary fund receivables consist of all revenues earned at year-end and not yet received. Allowances for uncollectible accounts receivable are based upon historical trends and the periodic aging of accounts receivable. At June 30, 2020 the Town has estimated the allowance for doubtful accounts for delinquent taxes of \$76,582.

Property Taxes

Real and personal property taxes are based on values assessed as of each December 31 (lien date), and attach as an enforceable lien on property as of July 1 (levy date). Taxes are due in equal quarterly installments on July 31, October 31, January 31 and April 30, annually. Taxes due and unpaid after the respective due dates are subject to interest at the rate of 12% per annum calculated on the unpaid portion of the total tax. An automatic lien is placed on the taxpayer's property if payment has not been received by the tax due date. Property taxes are recognized as revenue in the year they are levied. Property tax revenues are recorded in accordance with the modified accrual basis of accounting in the fund financial statements.

For 2020, Rhode Island General Law restricts the Town's ability to increase its total tax levy by more than 4.00% over that of the preceding fiscal year.

TOWN OF NORTH KINGSTOWN, RHODE ISLAND

NOTES TO BASIC FINANCIAL STATEMENTS

FOR THE YEAR ENDED JUNE 30, 2020

NOTE 1 - SUMMARY OF SIGNIFICANT ACCOUNTING POLICIES (CONTINUED)

ASSETS, LIABILITIES, DEFERRED OUTFLOWS/INFLOWS OF RESOURCES, AND NET POSITION/FUND BALANCE (CONTINUED)

Prepays

Certain payments to vendors reflect costs applicable to future accounting periods and are recorded as prepaid assets. Prepays recorded in governmental-type funds do not reflect current appropriated resources and, as such are reported as non-spendable fund balance.

Inventory

Proprietary fund inventory is stated at cost using the first-in, first-out method. Inventory consists primarily of materials and supplies. Inventory maintained in governmental funds is recorded as expenditures at the time of purchase.

Encumbrances

Encumbrance accounting, under which purchase orders, contracts, and other commitments for the expenditure of funds are recorded in order to reserve that portion of the applicable appropriation, is employed in governmental funds.

Certain unexpended and unencumbered appropriations for incomplete projects are carried over to succeeding years. Such continuing appropriations are accounted for similar to encumbrances. Other unencumbered appropriations lapse at year-end.

Capital Assets

The accounting treatment over capital assets depends on whether the assets are used in governmental fund operations or proprietary fund operations and whether they are reported in the Government-wide or fund financial statements.

In the Government-wide financial statements, long-lived assets are accounted for as capital assets. All capital assets are valued at historical cost, or estimated historical cost if actual is unavailable, except for donated capital assets or donated works of art and similar items, which are recorded at acquisition value. Also, capital assets received in a service concession arrangement should be reported at acquisition value rather than fair value.

TOWN OF NORTH KINGSTOWN, RHODE ISLAND

NOTES TO BASIC FINANCIAL STATEMENTS

FOR THE YEAR ENDED JUNE 30, 2020

NOTE 1 - SUMMARY OF SIGNIFICANT ACCOUNTING POLICIES (CONTINUED)

ASSETS, LIABILITIES, DEFERRED OUTFLOWS/INFLOWS OF RESOURCES, AND NET POSITION/FUND BALANCE (CONTINUED)

Capital Assets (Continued)

Capital assets are defined by the Town as assets with an initial, individual cost of \$5,000 or more and an estimated useful life in excess of one year. Major outlays for capital assets and improvements are capitalized as projects are constructed. Interest incurred during the construction phase of capital assets of business-type activities is included as part of the capitalized value of the assets constructed. The costs of normal maintenance and repairs that do not add to value of the asset or materially extend asset lives are not capitalized.

Depreciation of all exhaustible capital assets is recorded as an allocated expense in the Statement of Activities, with accumulated depreciation reflected in the Statement of Net Position. Depreciation is provided over the assets' estimated useful lives using the straight-line method. The ranges of estimated useful lives by type of asset are as follows:

Buildings	10 - 50 years
Property and leasehold improvements	5 - 10 years
Furniture and equipment	5 - 10 years
Infrastructure	20 - 40 years
Vehicles and golf carts	3 - 4 years

In the fund financial statements, capital assets used in governmental fund operations are accounted for as capital outlay expenditures of the governmental fund upon acquisition. Capital assets used in proprietary fund operations are accounted for in the same manner as in the Government-wide statements.

The Town reviews the carrying value of its long-lived assets to ensure that any impairment issues are identified and appropriately reflected in the financial statements. Should the expected cash flows be less than the carrying value, an impairment loss would be recognized to reduce the carrying value. There was no impairment loss recorded during fiscal year 2020.

TOWN OF NORTH KINGSTOWN, RHODE ISLAND

NOTES TO BASIC FINANCIAL STATEMENTS

FOR THE YEAR ENDED JUNE 30, 2020

NOTE 1 - SUMMARY OF SIGNIFICANT ACCOUNTING POLICIES (CONTINUED)

ASSETS, LIABILITIES, DEFERRED OUTFLOWS/INFLOWS OF RESOURCES, AND NET POSITION/FUND BALANCE (CONTINUED)

Bond Premiums and Issuance Costs

In the Government-wide statement of net position, bond premiums and discounts are deferred and amortized over the term of the related bonds using the straight-line method. Bond premiums are presented as an addition to the face amount of the bonds payable. Bond issuance costs are expensed in the year incurred.

In the governmental funds, bond premiums and issuance costs are treated as period costs in the year the bonds are issued. Bond issuance costs are included in debt service expenditures and bond premiums are reflected as other financing sources in the governmental funds financial statements, while discounts are reported as other financing uses.

Long-term Obligations

In the Government-wide and proprietary fund financial statements, long-term debt and other long-term obligations (including compensated absences, and accrued claims and judgements) are reported as liabilities in the statement of net position.

In the governmental fund financial statements, long-term debt is recognized as a liability of a governmental fund when due. For other long-term obligations, only that portion expected to be financed from expendable available financial resources is reported as a fund liability of a governmental fund. The face amount of debt issued is reported as other financing sources in the governmental funds financial statements.

Compensated Absences

Under the terms of various contracts and policies, Town employees are granted vacation and sick leave based on length of service. The Town's policy is to recognize the cost of vacation and sick leave in governmental funds when paid and on the accrual basis in proprietary funds. The amount of earned but unpaid vacation and sick leave is recorded as a long-term obligation in the government-wide financial statements.

Judgments and Claims

Liabilities for legal cases and other claims against Governmental funds are recorded when the ultimate liability can be estimated and such cases are expected to be liquidated with expendable available financial resources. Proprietary fund types record these liabilities using the accrual basis of accounting.

TOWN OF NORTH KINGSTOWN, RHODE ISLAND

NOTES TO BASIC FINANCIAL STATEMENTS

FOR THE YEAR ENDED JUNE 30, 2020

NOTE 1 - SUMMARY OF SIGNIFICANT ACCOUNTING POLICIES (CONTINUED)

ASSETS, LIABILITIES, DEFERRED OUTFLOWS/INFLOWS OF RESOURCES, AND NET POSITION/FUND BALANCE (CONTINUED)

Deferred Outflows/Inflows of Resources

In addition to assets, the statement of net position and/or balance sheet will sometimes report a separate section for deferred outflows of resources. This separate section represents a consumption of net position that applies to a future period and so will not be recognized as an outflow of resources (expense/expenditure) until that later date. At June 30, 2020 the Town reported \$21,395,280 of deferred outflows of resources related to pension and OPEB in the Government-wide statement of net position. A deferred outflow of resources related to pension and OPEB results from differences between expected and actual experience, changes in assumptions or other inputs. These amounts are deferred and included in pension expense in a systematic and rational manner over a period equal to the average of the expected remaining service lives of all employees that are provided with benefits through the pension and OPEB plan (active employees and inactive employees). In addition, at June 30, 2020 the Town also reported \$843,483 of deferred outflows related to deferred charges on refundings in the Government-wide statement of net position. The deferred charge on refunding is the unamortized balance of the difference between the carrying value of the refunded debt and the new debt. This amount is deferred and amortized over the shorter of the life of the refunded or the refunding debt.

In addition to liabilities, the statement of net position and/or balance sheet will sometimes report a separate section for deferred inflows of resources. This separate section represents the acquisition of net position that applies to a future period and therefore will not be recognized as an inflow of resources (revenue) until a later date. At June 30, 2020 the Town reported \$23,392,647 of deferred inflows of resources related to pension and OPEB in the Government-wide statement of net position. A deferred inflow of resources related to pension and OPEB results from differences between expected and actual experience, changes in assumptions or other inputs. These amounts are deferred and included in pension/OPEB expense in a systematic and rational manner over a period equal to the average of the expected remaining service lives of all employees that are provided with benefits through the pension and OPEB plans (active employees and inactive employees). In addition, at June 30, 2020 the Town also reported in the Government-wide statement of net position \$8,942,639 of deferred inflows related to deferred sewer assessments and \$423,357 of deferred inflows related to deferred loans.

At June 30, 2020 the Town also had three items that qualified as a deferred inflow of resources in the governmental funds balance sheet. The unavailable tax and EMS revenue of \$2,703,897 and deferred loans of \$423,357. The unavailable tax revenue at June 30, 2020 represents property taxes receivables which are assessed on December 31, 2018 and prior and are not collected within 60 days of June 30, 2020. The unearned EMS revenue represents rescue fees for services provided prior to June 30, 2020 but not recognized as revenue since they are considered unavailable as of June 30, 2020. The net unavailable tax and EMS revenue are considered unavailable and will be recognized as an inflow of resources in the year(s) in which the amounts become available.

TOWN OF NORTH KINGSTOWN, RHODE ISLAND

NOTES TO BASIC FINANCIAL STATEMENTS

FOR THE YEAR ENDED JUNE 30, 2020

NOTE 1 - SUMMARY OF SIGNIFICANT ACCOUNTING POLICIES (CONTINUED)

ASSETS, LIABILITIES, DEFERRED OUTFLOWS/INFLOWS OF RESOURCES, AND NET POSITION/FUND BALANCE (CONTINUED)

Interfund Transactions

Interfund activity within and among the funds of the Town have been classified and reported as follows:

Reciprocal interfund activities:

- Interfund loans are reported as interfund receivables in the lending fund and interfund payables in borrower funds.
- Interfund services are reported as revenues in the seller fund and as expenditures or expenses in the purchasing fund.

Non-reciprocal interfund activities:

- Interfund transfers are reported in governmental funds as other financing uses in the funds making transfers and as other financing sources in the funds receiving transfers. In proprietary funds transfers are reported after nonoperating revenues and expenses.
- Interfund reimbursements are repayments from the fund responsible for particular expenditures or expenses to other funds that initially paid for them. Reimbursements are not displayed separately within the financial statements.

Transactions between funds have been eliminated in the Government-wide financial statements but fully presented within the governmental fund of financial statements with no elimination made between or within funds.

Activity between funds that is representative of lending/borrowing arrangements outstanding at the end of the fiscal year is referred to as either “due from/to other funds” (current portion) or “advances from/to other funds” (noncurrent portion). All other outstanding balances between funds are reported as “due from/to other funds.” Any residual balances outstanding between the governmental activities and business-type activities are reported in the Government-wide financial statements as “internal balances.”

TOWN OF NORTH KINGSTOWN, RHODE ISLAND

NOTES TO BASIC FINANCIAL STATEMENTS

FOR THE YEAR ENDED JUNE 30, 2020

NOTE 1 - SUMMARY OF SIGNIFICANT ACCOUNTING POLICIES (CONTINUED)

ASSETS, LIABILITIES, DEFERRED OUTFLOWS/INFLOWS OF RESOURCES, AND NET POSITION/FUND BALANCE (CONTINUED)

Net Position/Fund Balance

Government-wide Financial Statements

Net position is classified and displayed in the following three components:

- (a) Net investment in capital assets – Consists of capital assets including restricted capital assets, net of accumulated depreciation and reduced by the outstanding balances of any bonds, notes, or other borrowings, and deferred inflows of resources, if any, that are attributable to the acquisition, construction, or improvement of those assets, increased by deferred outflows of resources related to those assets, if any.
- (b) Restricted net position – Consists of net position with constraints placed on the use either by 1) external groups such as creditors, grantors, contributors, or laws or regulations of other governments, or 2) law through constitutional provisions or enabling legislation.
- (c) Unrestricted net position – the remaining net position that does not meet the definition of “restricted” or “net investment in capital assets.”

Proprietary fund net position is classified the same as in the Government-wide statements.

Governmental Fund Financial Statements

In accordance with GASB Statement No. 54, *Fund Balance Reporting and Governmental Fund Type Definitions*, fund balance is classified as non-spendable, restricted, committed, assigned, or unassigned. These categories are defined below:

- Non-spendable – amounts that cannot be spent because they are either a) not in spendable form or b) legally or contractually required to be maintained intact. “Not in spendable form” includes items that are not expected to be converted to cash within one year.
- Restricted – includes amounts that are restricted for specific purposes. Fund balance is reported as restricted when constraints placed on the use of resources are either externally imposed by creditors, grantors, contributors, or laws or regulations of other governments, or imposed by law through constitutional provisions or enabling legislation.

TOWN OF NORTH KINGSTOWN, RHODE ISLAND

NOTES TO BASIC FINANCIAL STATEMENTS

FOR THE YEAR ENDED JUNE 30, 2020

NOTE 1 - SUMMARY OF SIGNIFICANT ACCOUNTING POLICIES (CONTINUED)

ASSETS, LIABILITIES, DEFERRED OUTFLOWS/INFLOWS OF RESOURCES, AND NET POSITION/FUND BALANCE (CONTINUED)

Net Position/Fund Balance (Continued)

Governmental Fund Financial Statements (Continued)

- Committed – the Town Council, as the Town’s highest level of decision-making authority, may commit fund balance for specific purposes pursuant to constraints imposed by formal actions taken, such as an ordinance or resolution. These committed amounts cannot be used for any other purpose unless the Town Council removes or changes the specific use through the same type of formal action taken to establish the commitment. This constraint must be imposed prior to the fiscal year-end, but the specific amount may be determined at a later date.
- Assigned – amounts that are intended by the Town to be used for specific purposes, but are neither restricted nor committed. The authority to assign fund balance is designated to the Town Manager.
- Unassigned – the residual amount in the General Fund available for any purpose. Although there is generally no set spending plan for the unassigned portion, there is a need to maintain a certain funding level which is clearly identified in the Debt Policy & Management/Fiscal Practices policy adopted by the Town Council on April 7, 2008. Unassigned fund balance is commonly used for emergency expenditures not previously considered. In addition, the resources classified as unassigned can be used to cover expenditures for revenues not yet received. The Finance Director shall have a goal of an unassigned fund balance of no less than 4-5% of total General Fund Budgeted Operating Expenditures in order to accommodate unanticipated expenditures and/or emergencies. In the event that the amounts assigned for cash flow fall above or below the desired range of unassigned fund balance, the Finance Director shall report such amounts to the Town Council as soon as practical after the end of the fiscal year. Should the actual amount assigned for cash flow fall below the desired range, the Town Council shall create a plan to restore the fund to the appropriate level.

Minimum Fund Balances

Unassigned

It is the goal of the Town Council to achieve and maintain a general fund unassigned fund balance of 10% with an acceptable range of not less than 8% and not more of 15% at fiscal year-end. If the unassigned fund balance at fiscal year-end falls below the minimum range (8%), the Town Manager shall develop a restoration plan to achieve and maintain the minimum fund balance within 5 years. Should unassigned fund balance of the general fund ever exceed the maximum (15%) range, the Town Manager, with Town Council approval, will consider such fund balance surpluses for one-time expenditures that are non-recurring in nature and which will not require additional expense outlays for maintenance, additional staffing or other recurring expenditures.

TOWN OF NORTH KINGSTOWN, RHODE ISLAND

NOTES TO BASIC FINANCIAL STATEMENTS

FOR THE YEAR ENDED JUNE 30, 2020

NOTE 1 - SUMMARY OF SIGNIFICANT ACCOUNTING POLICIES (CONTINUED)

ASSETS, LIABILITIES, DEFERRED OUTFLOWS/INFLOWS OF RESOURCES, AND NET POSITION/FUND BALANCE (CONTINUED)

Net Position/Fund Balance (Continued)

Governmental Fund Financial Statements (Continued)

At the end of each fiscal year, the School Department Director of Financial Operations will report the portion of the unassigned fund balance. In addition, the Director of Financial Operations shall maintain an unassigned fund balance of no less than 5% of total School Unrestricted Fund Budgeted Operating Expenditures in order to accommodate immediate cash flow (2%) needs for unanticipated expenditures and/or emergencies (3%). In the event that the amounts assigned for cash flow fall below the desired range of unassigned fund balance, the Director of Financial Operations shall report such amounts to the School Committee as soon as practical after the end of the fiscal year. Should the actual amount assigned for cash flow fall below the desired range, the School Committee shall create a plan to restore the fund to the appropriate levels.

In accordance with the Town's spending policy, the Town shall, when possible, expend funds beginning with those funds that have the highest level of restriction first, and will spend those funds with the lowest level of restriction last. It shall be the Finance Director's responsibility to ensure the Town's expenditures are appropriately classified based on the restrictions (both external and internal) of the revenue and fund balance(s) in accordance with the definitions listed above.

PENSIONS

Employees' Retirement System (ERS)

For purposes of measuring the net pension liability, deferred outflows of resources and deferred inflows of resources related to pensions, and pension expense, information about the fiduciary net position of the Employees' Retirement System plan (ERS) and the additions to/deductions from ERS' fiduciary net position have been determined on the same basis as they are reported by ERS. For this purpose, benefit payments (including refunds of employee contributions) are recognized when due and payable in accordance with the benefit terms. Investments are reported at fair value.

TOWN OF NORTH KINGSTOWN, RHODE ISLAND

NOTES TO BASIC FINANCIAL STATEMENTS

FOR THE YEAR ENDED JUNE 30, 2020

NOTE 1 - SUMMARY OF SIGNIFICANT ACCOUNTING POLICIES (CONTINUED)

PENSIONS (CONTINUED)

Municipal Employees' Retirement System (MERS)

For purposes of measuring the net pension liability (asset), deferred outflows of resources and deferred inflows of resources related to pensions, and pension expense, information about the fiduciary net position of the Municipal Employees' Retirement System (MERS) of Rhode Island and additions to/deductions from MERS' fiduciary net position have been determined on the same basis as they are reported by MERS. For this purpose, benefit payments (including refunds of employee contributions) are recognized when due and payable in accordance with the benefit terms. Investments are reported at fair value.

POSTEMPLOYMENT BENEFITS OTHER THAN PENSIONS (OPEB)

For purposes of measuring the net OPEB liability, deferred outflows of resources and deferred inflows of resources related to OPEB, and OPEB expense, information about the fiduciary net position of the Town of North Kingstown's Post Employment Health Insurance Plan (the "Plan") and additions to/deductions from the Plan's fiduciary net position have been determined on the same basis as they are reported by the Plan. For this purpose, the Plan recognizes benefit payments when due and payable in accordance with the benefit terms. Investments are reported at fair value.

RECENTLY ISSUED ACCOUNTING STANDARDS

During the year ended June 30, 2020 the Town did not implement any new accounting standards.

SUBSEQUENT EVENTS

Management has evaluated subsequent events through December 29, 2020, which is the date these financial statements were available to be issued and has concluded that, except for the events disclosed in Note 14, no other events have occurred that would require recognition in the financial statements or disclosure in the notes to the financial statements.

USE OF ESTIMATES

The preparation of basic financial statements in conformity with U.S. GAAP requires management to make estimates and assumptions that affect the reported amounts of assets, deferred outflows of resources, and liabilities and deferred inflows of resources, and disclosure of contingent assets and liabilities at the date of the basic financial statements. Estimates also affect the reported amounts of revenues, expenditures and expenses during the reporting period. Significant items subject to such estimates include the pollution remediation obligation and the other postemployment benefit liability. Actual results could differ from those estimates.

TOWN OF NORTH KINGSTOWN, RHODE ISLAND

NOTES TO BASIC FINANCIAL STATEMENTS

FOR THE YEAR ENDED JUNE 30, 2020

NOTE 2 - CASH DEPOSITS AND INVESTMENTS

CASH AND CASH EQUIVALENTS

At June 30, 2020, the carrying amount of the Town's cash and cash equivalents was \$46,723,182 (including \$2,850,094 of restricted cash and \$512,647 of cash held in fiduciary funds), and the total bank balance was \$47,872,576. The Town's entire bank balance of \$47,872,576 was covered by either FDIC insurance or collateral held in the Town's name.

In addition, at June 30, 2020, the carrying amount of cash and cash equivalents of the Town's component unit, North Kingstown Free Library, was \$349,396 and the total bank balance was \$349,396. Of the bank balance, \$250,000 was covered by federal depository insurance and the remainder was uninsured.

INVESTMENTS

Investments are stated at fair value which is the price that would be received to sell an asset or paid to transfer a liability in an orderly transaction between market participants at the measurement date. The Town follows the guidance for fair value measurements and disclosures in accordance with GASB Statement No. 72, *Fair Value Measurement and Application*.

In determining fair value, the Town uses various valuation approaches, as appropriate in the circumstances. GASB Statement No. 72 establishes a fair value hierarchy for inputs used in measuring fair value that maximizes the use of observable inputs and minimizes the use of unobservable inputs by requiring that the most observable inputs be used when available. The fair value hierarchy is categorized into three levels based on the inputs as follows:

- Level 1 – Unadjusted quoted priced in active markets that are accessible at the measurement date for identical assets or liabilities.
- Level 2 – Inputs other than quoted prices in active markets for identical assets and liabilities that are observable either directly or indirectly for substantially the full term of the asset or liability.
- Level 3 – Unobservable inputs for the asset or liability (supported by little or no market activity). Level 3 inputs include management's own assumption about the assumptions that market participants would use in pricing the asset or liability (including assumptions about risk).

The following is a description of the valuation methodologies used for assets and liabilities measured at fair value:

Mutual funds: Valued at the daily closing price as reported by the fund. Mutual funds held by the Town are open-ended mutual funds that are registered with the Securities and Exchange Commission. These funds are required to publish their daily net asset value (NAV) and to transact at that price. The mutual funds held by the Town are deemed to be actively traded.

TOWN OF NORTH KINGSTOWN, RHODE ISLAND

NOTES TO BASIC FINANCIAL STATEMENTS

FOR THE YEAR ENDED JUNE 30, 2020

NOTE 2 - CASH DEPOSITS AND INVESTMENTS (CONTINUED)

INVESTMENTS (CONTINUED)

The following table summarizes the investments of the Town, at fair value, as of June 30, 2020:

	Level 1	Level 2	Level 3	Total	% of OPEB Plan's Net Position
Investments by Fair Value Level					
Mutual Funds:					
Vanguard Total Stock Market Index Fund	\$ 597,710	\$ --	\$ --	\$ 597,710	38.5%
Vanguard Total International Stock Market Index Fund	256,162	--	--	256,162	16.5%
Vanguard Inflation-Protected Securities Fund	213,332	--	--	213,332	13.7%
Vanguard Total Bond Market Index Fund	180,415	--	--	180,415	11.6%
Vanguard Intermediate-Term Investment-Grade Fund	108,249	--	--	108,249	7.0%
Vanguard Short-Term Investment-Grade Fund	72,166	--	--	72,166	4.6%
Vanguard REIT Index Fund	124,177	--	--	124,177	8.1%
Total Investments by Fair Value	<u>\$ 1,552,211</u>	<u>\$ --</u>	<u>\$ --</u>	<u>\$ 1,552,211</u>	<u>100.0%</u>

Custodial Credit

Custodial credit risk is the risk that, in the event of a bank failure, the Town's deposits may not be returned to it. It is the Town's policy to follow the requirements contained in Section 35-10.1-7 of the General Laws of the State, dealing with the collateralization of public deposits, which requires that all time deposits with maturities of greater than 60 days and all deposits in institutions that do not meet the minimum capital requirements of its federal regulator must be collateralized. Custodial credit risk for investments is the risk that, in the event of a failure of the counterparty or agent of the counterparty, the Town will not be able to recover the value of its investments or collateral securities that are in the possession of the outside party.

With the exception of Short-Term Investment-Grade Funds, all of the Town's investments noted above represent 5% or more of the Town OPEB Plan's net position at June 30, 2020.

TOWN OF NORTH KINGSTOWN, RHODE ISLAND

NOTES TO BASIC FINANCIAL STATEMENTS

FOR THE YEAR ENDED JUNE 30, 2020

NOTE 2 - CASH DEPOSITS AND INVESTMENTS (CONTINUED)

INVESTMENTS (CONTINUED)

Interest Rate Risk

Interest rate risk is the risk that changes in market interest rates will adversely affect the fair value of an investment. Generally, the longer the maturity of an investment, the greater the sensitivity of its fair value to changes in interest rates. The Town manages this risk by investing in certificates of deposit with a maturity date of three months or less.

Credit Risk

Credit risk, the risk that an issuer of an investment will not fulfill its obligation to the holder of the investment, is measured by the assignment of a rating to debt securities by a nationally recognized statistical rating organization.

Concentration of Credit Risk

Concentration of credit risk is the risk of loss attributed to the magnitude of the investment in a single issuer. The Town manages its risk by participating in a certificate of deposit pool, maximizing the Federal Deposit Insurance Corporation ("FDIC") coverage over deposits by limiting the amount on deposit in any one financial institution, and also by securing full collateralization of any remaining uninsured deposits.

NOTE 3 - PROPERTY TAXES

The Town is responsible for assessing, collecting and distributing property taxes in accordance with enabling state legislation.

Net property taxes levied for fiscal year 2020 were based on a net asset value of \$4,738,796,600 at December 31, 2018, and amounted to \$82,016,265. Collections through June 30, 2020, amounted to \$80,318,105, which represents approximately 98% of the net tax levy.

Unpaid property taxes as of June 30, 2020 of \$2,896,043, are recorded as a receivable, net of an allowance for uncollectible property taxes of \$76,582. Those net property taxes receivable which were not collected within 60 days immediately following June 30, 2020, are recorded as a deferred inflow in fiscal 2020. Property taxes collected within 60 days following June 30, 2020, are recognized as revenue in the governmental fund financial statements and amounted to \$740,268. As of June 30, 2020, the Town levied property taxes for its next fiscal year based on the December 31, 2018, assessment as follows (unaudited):

TOWN OF NORTH KINGSTOWN, RHODE ISLAND

NOTES TO BASIC FINANCIAL STATEMENTS

FOR THE YEAR ENDED JUNE 30, 2020

NOTE 3 - PROPERTY TAXES (CONTINUED)

	Taxable Assessment	Exemptions	Net Tax Assessment	Rate Per \$1,000	Net Levy
Real property	\$ 4,454,653,145	\$ 91,173,230	\$ 4,363,479,915	\$ 17	\$ 74,571,878
Motor vehicle	273,993,367	65,717,512	208,275,855	22	4,589,659
Tangible property	<u>167,546,090</u>	<u>505,260</u>	<u>167,040,830</u>	17	<u>2,854,728</u>
	<u>\$ 4,896,192,602</u>	<u>\$ 157,396,002</u>	<u>\$ 4,738,796,600</u>		<u>\$ 82,016,265</u>

ECONOMIC DEVELOPMENT TAX INCENTIVE

The Town offers an economic development tax incentive through Town Ordinance Section 19-40. The incentive is offered to only new buildings, new structures, new additions to existing buildings or structures on taxable property, and for substantial improvements to existing structures costing in excess of 50 percent of the assessed value of the existing structure. The incentive is intended to inure to the benefit of the Town because of the willingness of the business to locate in the Town, or the willingness of a business to replace, reconstruct, expand, or remodel existing buildings or facilities with modern buildings or facilities resulting in an increase in building investment.

The Town Council, in its sole discretion, is authorized but not required to phase in over a period of six years, the taxes due on certain business property located in the Town, not to include residential purposes or multi-family housing.

The real estate taxes shall be phased in pursuant to the following schedule:

<u>Year</u>	<u>Phase-In Percentage</u>
1	0%
2	20%
3	40%
4	60%
5	80%
6	100%

TOWN OF NORTH KINGSTOWN, RHODE ISLAND

NOTES TO BASIC FINANCIAL STATEMENTS

FOR THE YEAR ENDED JUNE 30, 2020

NOTE 4 - INTERFUND BALANCES AND TRANSFERS

Due to/from balances represent short-term advances from one fund (primarily the General Fund) to another fund. The advances may represent balances resulting from operating advances or reimbursements for expenditures paid by one fund on behalf of another fund. The composition of interfund balances at June 30, 2020, was as follows:

	Due From	Due To
General Fund	\$ 5,753,679	\$ --
School Department	863,054	1,293,629
Debt Service	--	361,461
Non-Major Governmental Funds	--	31,548
Quonset/Davisville Recreation	--	2,459,878
Sewer	--	--
Non-Major Enterprise Funds	<u>92,762</u>	<u>151,020</u>
Total	<u>\$ 6,709,495</u>	<u>\$ 4,297,536</u>

The Town had interfund transfers totaling \$63,267,575 during the year ended June 30, 2020. The composition of these interfund transfers was as follows:

	Transfers In	Transfers Out
General Fund	\$ 1,179,063	\$ 60,572,244
School Department	54,362,817	259,932
School Bond Fund	--	522,378
27.5M Bond Fund	778,789	--
Debt Service	4,515,212	--
Non-Major Governmental Funds	2,320,280	1,292,823
Water Operations	85,828	86,179
Water Capital Reserve	--	85,829
Quonset/Davisville Recreation	25,536	93,251
Sewer	--	180,210
Non-Major Enterprise Funds	--	174,729
Internal Service Funds	<u>50</u>	<u>--</u>
Total	<u>\$ 63,267,575</u>	<u>\$ 63,267,575</u>

TOWN OF NORTH KINGSTOWN, RHODE ISLAND

NOTES TO BASIC FINANCIAL STATEMENTS

FOR THE YEAR ENDED JUNE 30, 2020

NOTE 5 - CAPITAL ASSETS

Governmental Activities:	Beginning Balance 7/1/2019 (As Restated)	Increases	Decreases	Ending Balance 6/30/2020
Capital Assets Not Being Depreciated				
Land	\$ 9,017,218	\$ --	\$ --	\$ 9,017,218
Development rights	17,495,465	--	--	17,495,465
Construction in progress	<u>859,600</u>	<u>4,780,389</u>	<u>(467,529)</u>	<u>5,172,460</u>
Total Capital Assets Not Being Depreciated	<u>27,372,283</u>	<u>4,780,389</u>	<u>(467,529)</u>	<u>31,685,143</u>
Capital Assets Being Depreciated				
Land improvements	2,004,648	56,800	--	2,061,448
Building	81,298,201	1,064,110	--	82,362,311
Equipment	17,641,920	1,570,630	(1,509,503)	17,703,047
Infrastructure	<u>74,558,665</u>	<u>1,340,126</u>	<u>(50,000)</u>	<u>75,848,791</u>
Total Capital Assets Being Depreciated	<u>175,503,434</u>	<u>4,031,666</u>	<u>(1,559,503)</u>	<u>177,975,597</u>
Less: Accumulated Depreciation For				
Land improvements	(892,764)	(213,759)	--	(1,106,523)
Building	(36,657,062)	(2,297,759)	--	(38,954,821)
Equipment	(10,830,767)	(1,420,065)	1,207,673	(11,043,159)
Infrastructure	<u>(59,603,641)</u>	<u>(1,366,479)</u>	<u>--</u>	<u>(60,970,120)</u>
Total Accumulated Depreciation	<u>(107,984,234)</u>	<u>(5,298,062)</u>	<u>1,207,673</u>	<u>(112,074,623)</u>
Governmental Activities Capital Assets, Net	<u><u>\$ 94,891,483</u></u>	<u><u>\$ 3,513,993</u></u>	<u><u>\$ (819,359)</u></u>	<u><u>\$ 97,586,117</u></u>

Depreciation was charged to functions as follows:

Governmental Activities:	
General government	\$ 246,316
Public safety	1,036,009
Public works	1,622,443
Education	2,359,723
Public libraries	<u>33,571</u>
Total Governmental Activities Depreciation Expense	<u><u>\$ 5,298,062</u></u>

TOWN OF NORTH KINGSTOWN, RHODE ISLAND

NOTES TO BASIC FINANCIAL STATEMENTS

FOR THE YEAR ENDED JUNE 30, 2020

NOTE 5 - CAPITAL ASSETS (CONTINUED)

Business-Type Activities:	Beginning Balance 7/1/2019 (As Restated)	Increases	Decreases	Ending Balance 6/30/2020
Capital assets not being depreciated:				
Land	\$ 942,289	\$ --	\$ --	\$ 942,289
Construction in progress	<u>5,690,488</u>	<u>85,828</u>	<u>(5,586,138)</u>	<u>190,178</u>
Total Capital Assets Not Being Depreciated	<u>6,632,777</u>	<u>85,828</u>	<u>(5,586,138)</u>	<u>1,132,467</u>
Capital Assets Being Depreciated:				
Buildings	15,104,529	94,200	--	15,198,729
Property and leasehold improvements	15,742,257	6,302,106	--	22,044,363
Furniture and equipment	1,121,552	106,788	(58,237)	1,170,103
Vehicles and golf carts	<u>836,401</u>	<u>339,552</u>	<u>--</u>	<u>1,175,953</u>
Total Capital Assets Being Depreciated	<u>32,804,739</u>	<u>6,842,646</u>	<u>(58,237)</u>	<u>39,589,148</u>
Less: Accumulated Depreciation For				
Buildings	(8,678,963)	(312,583)	--	(8,991,546)
Property and leasehold improvements	(4,459,586)	(897,406)	--	(5,356,992)
Furniture and equipment	(496,973)	(88,350)	24,595	(560,728)
Vehicles and golf carts	<u>(567,492)</u>	<u>(144,468)</u>	<u>--</u>	<u>(711,960)</u>
Total Accumulated Depreciation	<u>(14,203,014)</u>	<u>(1,442,807)</u>	<u>24,595</u>	<u>(15,621,226)</u>
Business-Type Activities Capital Assets, Net	<u>\$ 25,234,502</u>	<u>\$ 5,485,667</u>	<u>\$ (5,619,780)</u>	<u>\$ 25,100,389</u>

Depreciation was charged to functions as follows:

Business-Type Activities:	
Water	\$ 517,426
Sewer	391,286
Quonset/Davisville Recreation	531,378
Nutrition Fund	<u>2,717</u>
Total Business-Type Activities Depreciation Expense	<u>\$ 1,442,807</u>

TOWN OF NORTH KINGSTOWN, RHODE ISLAND

NOTES TO BASIC FINANCIAL STATEMENTS

FOR THE YEAR ENDED JUNE 30, 2020

NOTE 6 - SHORT TERM NOTES PAYABLE

BOND ANTICIPATION NOTES (BAN) PAYABLE

On July 20, 2019, the Town entered into a General Obligation BAN, 2019 Series 1 in the amount of \$760,000, bearing interest at the rate of 1.60% due July 6, 2020. On May 7, 2020 the Town entered into a General Obligation BAN, 2020 Series 1 in the amount of \$5,263,000, bearing interest at the rate of 1.175% due May 5, 2021. These BAN's will either be paid off at maturity or will be converted to long-term debt.

NOTE 7 - LONG-TERM OBLIGATIONS

GENERAL OBLIGATION BONDS PAYABLE

The Town issues general obligation bonds to provide funds for the acquisition and construction of major capital facilities. General obligation bonds have been issued for both general government and proprietary activities, as well as to refund previously outstanding general obligation bonds. General obligation bonds pledge the full faith and credit of the Town.

The Town's maximum aggregate indebtedness under Rhode Island General Laws 45-12-2 is limited to 3% of total assessed value, with certain exemptions. The assessed value of the Town's properties at December 31, 2019, was \$4,966,102,555, limiting the amount of non-excepted debt outstanding to \$148,983,077. At June 30, 2020, the Town had \$0 outstanding subject to the limit. All Town debt has been incurred through special statutory authority which consists of approval by the legislature and voter referendum. Payments on all long-term debt and other long-term liabilities that pertain to the Town's governmental activities are made by the Debt Service Fund and General Fund. The General Fund typically has been used in prior years to liquidate the liability for compensated absences.

AUTHORIZED BUT UNISSUED

At June 30, 2020, the Town had \$17,100,000 of bonds authorized but unissued for construction of the Town's sewer system. The Town had \$14,692,000 of authorized but unissued for School and Town improvements. This is in addition to \$700,000 for the Rhode Island Community Septic System Loan (CSSL) program.

LINE OF CREDIT

The Town has a \$1,500,000 available line of credit from the Rhode Island Infrastructure Bank for the Community Septic System Loan Program ("Loan Program"). The Loan Program makes low-interest loans available to North Kingstown property owners for cesspool/septic system repairs or replacements and is administered by Rhode Island Housing. The Town is only liable to the Rhode Island Infrastructure Bank in event of default by the property owner. A balance of \$626,322 was drawn down on the line of credit at June 30, 2020.

TOWN OF NORTH KINGSTOWN, RHODE ISLAND

NOTES TO BASIC FINANCIAL STATEMENTS

FOR THE YEAR ENDED JUNE 30, 2020

NOTE 7 - LONG-TERM OBLIGATIONS (CONTINUED)

A summary of long-term obligations as of June 30, 2020, is as follows:

	Governmental Activities	Business-Type Activities	Total
General obligation debt	\$ 30,229,000	\$ 15,554,818	\$ 45,783,818
Bond premium	<u>2,987,813</u>	<u>68,749</u>	<u>3,056,562</u>
	33,216,813	15,623,567	48,840,380
Capital leases	993,740	141,903	1,135,643
Accrued compensated absences	3,665,208	158,594	3,823,802
Pollution remediation obligation	<u>1,800,000</u>	<u>--</u>	<u>1,800,000</u>
	39,675,761	15,924,064	55,599,825
Less: portion due within one year	<u>(6,039,073)</u>	<u>(1,131,085)</u>	<u>(7,170,158)</u>
	<u>\$ 33,636,688</u>	<u>\$ 14,792,979</u>	<u>\$ 48,429,667</u>

TOWN OF NORTH KINGSTOWN, RHODE ISLAND

NOTES TO BASIC FINANCIAL STATEMENTS

FOR THE YEAR ENDED JUNE 30, 2020

NOTE 7 - LONG-TERM OBLIGATIONS (CONTINUED)

Governmental Activities:

	Date of Issuance	Amount Issued	Interest Rate	Maturity Date	Balance Outstanding July 1, 2019	Additions	Retirements	Balance Outstanding June 30, 2020	Amounts Due Within One Year
General Obligation Bonds Payable:									
\$2.003M GOB	12/15/2009	\$ 2,003,000	1.25-3.50%	12/15/2019	\$ 200,000	\$ --	\$ 200,000	\$ --	\$ --
\$7.665M GOB	4/18/2013	7,655,000	2.00-4.00%	5/15/2033	5,340,000	--	385,000	4,955,000	385,000
\$0.350M GOB 2013 series A	9/1/2013	350,000	2.00-3.75%	9/1/2023	175,000	--	35,000	140,000	35,000
\$15.03M GOB refunding bonds	9/1/2015	15,030,000	2.00-5.00%	7/15/2027	10,555,000	--	1,575,000	8,980,000	1,570,000
\$4.03M RIHEBC refunding bonds	12/2/2015	4,030,000	3.00-5.00%	5/15/2027	3,360,000	--	350,000	3,010,000	370,000
\$5.79M GOB refunding bonds, 2018 series A	10/15/2018	5,790,000	3.00-5.00%	1/15/2030	5,790,000	--	540,000	5,250,000	540,000
\$0.935M RIIB loan	11/29/2018	935,000	1.607-2.518%	9/1/2028	935,000	--	86,000	849,000	87,000
\$2.91M GOB School	7/10/2019	2,910,000	3.00-5.00%	7/1/2039	--	2,910,000	--	2,910,000	150,000
\$4.13M GOB Town	7/10/2019	<u>4,135,000</u>	3.00-5.00%	7/1/2039	<u>--</u>	<u>4,135,000</u>	<u>--</u>	<u>4,135,000</u>	<u>205,000</u>
		42,838,000			26,355,000	7,045,000	3,171,000	30,229,000	3,342,000
Deferred bond premium		<u>4,555,790</u>			<u>2,608,394</u>	<u>719,526</u>	<u>340,107</u>	<u>2,987,813</u>	<u>--</u>
Total General Obligation Bonds Payable		<u>\$ 47,393,790</u>			28,963,394	7,764,526	3,511,107	33,216,813	3,342,000
Capital Leases:									
	7/28/2017	\$ 154,462	2.87%	10/9/2021	31,330	--	31,330	--	--
	7/28/2017	60,000	3.17%	10/9/2021	22,847	--	7,380	15,467	7,614
	6/15/2018	98,346	3.47%	6/15/2022	59,320	--	19,103	40,217	19,766
	6/15/2018	435,058	3.47%	6/15/2024	312,280	--	58,269	254,011	60,291
	6/22/2018	131,190	3.38%	7/15/2021	91,473	--	29,483	61,990	30,480
	10/2/2018	244,655	3.32%	11/2/2022	193,027	--	45,919	147,108	47,443
	7/15/2019	224,590	3.41%	7/15/2025	--	224,590	18,000	206,590	22,955
	6/30/2020	185,417	2.48%	10/15/2023	--	185,417	--	185,417	47,579
	6/22/2020	<u>105,643</u>	3.69%	7/1/2024	<u>--</u>	<u>105,643</u>	<u>22,703</u>	<u>82,940</u>	<u>--</u>
Total Capital Leases		<u>\$ 1,639,361</u>			710,277	515,650	232,187	993,740	236,128
Compensated Absences					2,794,295	3,184,000	2,313,087	3,665,208	2,460,945
Pollution Remediation Obligation					<u>1,800,000</u>	<u>--</u>	<u>--</u>	<u>1,800,000</u>	<u>--</u>
Total Governmental Activities Long-Term Obligations					<u>\$ 34,267,966</u>	<u>\$ 11,464,176</u>	<u>\$ 6,056,381</u>	<u>\$ 39,675,761</u>	<u>\$ 6,039,073</u>

TOWN OF NORTH KINGSTOWN, RHODE ISLAND

NOTES TO BASIC FINANCIAL STATEMENTS

FOR THE YEAR ENDED JUNE 30, 2020

NOTE 7 - LONG-TERM OBLIGATIONS (CONTINUED)

Business-Type Activities:

	Date of Issuance	Amount Issued	Interest Rate	Maturity Date	Balance Outstanding July 1, 2019	Additions	Retirements	Balance Outstanding June 30, 2020	Amounts Due Within One Year
General Obligation Bonds Payable:									
\$4.8 RIIB bond	11/19/2009	\$ 4,800,000	0.650-3.54%	9/1/2030	\$ 2,664,330	\$ --	\$ 179,872	\$ 2,484,458	\$ 185,712
\$2.46M Waterwater services	1/2/2013	2,460,000	2.75%	1/2/2033	1,745,900	--	112,540	1,633,360	116,663
\$4.0M GOB sewer bonds series 2014	4/1/2014	4,000,000	2.00-4.00%	4/15/2034	3,270,000	--	165,000	3,105,000	170,000
\$6.0M RIIB sewer bonds 2014 series B	4/10/2014	6,000,000	2.01%	9/1/2034	4,993,000	--	258,000	4,735,000	262,000
\$3.6M RIIB series 2017 A	4/13/2017	3,600,000	0.68-2.44%	6/30/2037	3,442,000	--	160,000	3,282,000	162,000
\$315K Sewers in Wickford	12/5/2019	<u>315,000</u>	0.72-1.86%	9/1/1934	<u>--</u>	<u>315,000</u>	<u>--</u>	<u>315,000</u>	<u>19,000</u>
		21,175,000			16,115,230	315,000	875,412	15,554,818	915,375
Deferred bond premium		<u>99,398</u>			<u>73,720</u>	<u>--</u>	<u>4,971</u>	<u>68,749</u>	<u>--</u>
Total General Obligation Bonds Payable		<u><u>\$ 21,274,398</u></u>			16,188,950	315,000	880,383	15,623,567	915,375
Capital lease	2/15/2018	<u>\$ 343,125</u>	3.99%	2/15/2022	208,797	--	66,894	141,903	69,564
Compensated Absences					<u>233,041</u>	<u>58,548</u>	<u>132,995</u>	<u>158,594</u>	<u>146,146</u>
Total Business-Type Activities Long-Term Obligations					<u><u>\$ 16,630,788</u></u>	<u><u>\$ 373,548</u></u>	<u><u>\$ 1,080,272</u></u>	<u><u>\$ 15,924,064</u></u>	<u><u>\$ 1,131,085</u></u>

TOWN OF NORTH KINGSTOWN, RHODE ISLAND

NOTES TO BASIC FINANCIAL STATEMENTS

FOR THE YEAR ENDED JUNE 30, 2020

NOTE 7 - LONG-TERM OBLIGATIONS (CONTINUED)

At June 30, 2020, scheduled annual debt service requirements to maturity for general obligation bonds are as follows:

Year Ending June 30,	Principal	Interest	Total
Governmental Activities:			
2021	\$ 3,342,000	\$ 1,212,393	\$ 4,554,393
2022	3,174,000	1,071,502	4,245,502
2023	3,190,000	934,409	4,124,409
2024	3,187,000	798,424	3,985,424
2025	3,164,000	665,658	3,829,658
2026-2030	9,532,000	1,672,453	11,204,453
2031-2035	2,890,000	484,950	3,374,950
2036-2040	<u>1,750,000</u>	<u>131,250</u>	<u>1,881,250</u>
	<u>\$ 30,229,000</u>	<u>\$ 6,971,039</u>	<u>\$ 37,200,039</u>
Business-Type Activities:			
2021	\$ 915,375	\$ 407,589	\$ 1,322,964
2022	938,727	387,484	1,326,211
2023	967,400	365,865	1,333,265
2024	993,163	342,672	1,335,835
2025	1,025,788	317,980	1,343,768
2026-2030	5,620,128	1,161,926	6,782,054
2031-2035	4,627,237	376,249	5,003,486
2036-2037	<u>467,000</u>	<u>11,433</u>	<u>478,433</u>
	<u>\$ 15,554,818</u>	<u>\$ 3,371,198</u>	<u>\$ 18,926,016</u>

TOWN OF NORTH KINGSTOWN, RHODE ISLAND

NOTES TO BASIC FINANCIAL STATEMENTS

FOR THE YEAR ENDED JUNE 30, 2020

NOTE 8 - FUND BALANCES

The Town has classified governmental fund balances at June 30, 2020 as follows:

Non-Spendable:

General Fund - Advance to Quonset/Davisville	
Recreation for Golf Course Irrigation	\$ 342,785
General Fund - Advance of ESSER Funds to School	452,552
General Fund - Advance to Sewer Fund	2,411,959
School Unrestricted Fund - prepaid expenses	8,604
Total Non-Spendable	<u>\$ 3,215,900</u>

Restricted:

School Special Revenue - grant funds	\$ 226,380
Debt Service	1,050,158
Town Special Revenue - grant funds	310,290
Capital Projects - grant funds	1,454,360
Permanent Trust Funds	89,153
Total Restricted Fund Balance	<u>\$ 3,130,341</u>

Assigned:

General Government Encumbrances	\$ 177,389
General Fund Codification Reserve	12,450
General Fund Retirement Reserve	500,000
General Fund Reserved for Snow Plowing	79,913
School Unrestricted Fund - Encumbrances	664,369
School Unrestricted Fund - Education	3,577,754
Town Special Revenue - nongrant funds	2,107,424
Capital Projects	5,768,687
Total Assigned Fund Balance	<u>\$ 12,887,986</u>

Unassigned:

General Fund	\$ 11,629,070
Town Special Revenue - deficit fund balances	(14,775)
Capital Projects - deficit fund balances	(2,402,530)
Total Unassigned Fund Balance	<u>\$ 9,211,765</u>

TOWN OF NORTH KINGSTOWN, RHODE ISLAND

NOTES TO BASIC FINANCIAL STATEMENTS

FOR THE YEAR ENDED JUNE 30, 2020

NOTE 8 - FUND BALANCES (CONTINUED)

For the year ended June 30, 2020, the following funds recognized an operating deficit:

Governmental Funds:

School Department Funds:

CTE Competitive	\$ 11,040
Scholarship America	69
United Way	14,241
Women's Club	200
Drug Free Donations	49
RILL	395
COZ Misc Donations	3,657
Scholarship America DMS/HS	1,589
RI Children's Dentistry	82
Peoples Credit Union	902
Fuji Film Company - HS	3,000
NEARI Childrens Fund	100
Undersea Science	80
Total School Department Funds	<u>35,404</u>

Town Special Revenue Funds:

Library Fund	182,705
State Grant Police Department	1,602
Seized and Forfeited Property Escrow	1,135
Misc Historic District Preservation	674
Technology Replacement	6,576
Snr Center Legislative Grant	1,453
Emergency Medical Services	1,104,795
CDBG Grants	237,314
SAFER Grant	2,872
Senior Outreach Escrow	304
Parade Committee	210
Leisure Services Brochures	1,400
Recreation Escrow	13,576
Total Town Special Revenue Funds	<u>1,554,616</u>

Capital Project Funds:

Capital Reserve	180,379
6.4M School Renovation Bond	51,638
4M Farmland Open Space Fund	6,816
School Bond	2,402,530
School Capital Projects	153,834
Total Capital Project Funds	<u>2,795,197</u>

Premanent Trust Funds:

J.B. Spink Outside Poor Fund	2,111
T Casey Outside Poor Fund	1,684
Total Permanent Trust Funds	<u>3,795</u>

Total Operating Deficits - Governmental Funds	\$ <u>4,389,012</u>
--	----------------------------

TOWN OF NORTH KINGSTOWN, RHODE ISLAND

NOTES TO BASIC FINANCIAL STATEMENTS

FOR THE YEAR ENDED JUNE 30, 2020

NOTE 8 - FUND BALANCES (CONTINUED)

Proprietary Funds:

Non-Major Proprietary Funds:

Athletic Gate Receipts	\$	14,623
Quonset / Davisville Recreation		<u>300,789</u>

Total Operating Deficits - Proprietary Funds	\$	<u>315,412</u>
---	-----------	-----------------------

At June 30, 2020, the following funds had a deficit (negative) fund balance or deficit net position, as applicable:

Proprietary Funds:

Quonset/Davisville Recreation	\$	1,086,875	*
Sewer		<u>1,110,711</u>	*

Non-Major Proprietary Funds:

Transfer Station		<u>198,539</u>	*
------------------	--	----------------	---

Total Cumulative Deficits - Proprietary Funds	\$	<u>2,396,125</u>
--	-----------	-------------------------

Governmental Funds:

Town Special Revenue Funds:

State Grant Police Department	\$	2,415	**
SAFER Grant		2,872	**
Special Purpose Donations		<u>9,488</u>	**
Total Town Special Revenue Funds		<u>14,775</u>	

Capital Project Funds:

School Bond		<u>2,402,530</u>	***
Total Capital Project Funds		<u>2,402,530</u>	

Total Cumulative Deficits - Governmental Funds	\$	<u>2,417,305</u>
---	-----------	-------------------------

* Deficit will be covered via user fees

** Deficit will be covered via transfer of funds

*** Defecit will be covered via proceeds from long term debt

TOWN OF NORTH KINGSTOWN, RHODE ISLAND

NOTES TO BASIC FINANCIAL STATEMENTS

FOR THE YEAR ENDED JUNE 30, 2020

NOTE 9 - PENSION PLANS

All eligible employees of the Town are covered by one of two pension plans: the Municipal Employees' Retirement System of the State of Rhode Island ("Municipal Plan"), or the Employees' Retirement System of the State of Rhode Island ("Teachers' Plan"). The Teachers' Plan covers all School Department personnel certified by the Rhode Island Department of Education who are or have been engaged in teaching as a principal occupation. The Municipal Plan covers all Town Hall employees sworn in on or after January 1, 2000, all Fire Department employees hired on or after January 1, 2001, and all School Department clerks, custodians and teacher assistants.

MUNICIPAL PLAN

Plan Description

The Municipal Employees' Retirement System ("MERS") – an agent multiple-employer defined benefit pension plan – provides certain retirement, disability and death benefits to plan members and beneficiaries. MERS was established under Rhode Island General Laws and placed under the management of the Employees' Retirement System of Rhode Island ("ERSRI") Board to provide retirement allowances to employees of municipalities, housing authorities, water and sewer districts, and municipal police and fire personnel that have elected to participate. Benefit provisions are subject to amendment by the General Assembly.

MERS issues a publicly available financial report that includes financial statements and required supplementary information. This report may be obtained by accessing the ERSRI website at www.ersri.org.

Benefits Provided

General employees, police officers and firefighters employed by electing municipalities participate in MERS. Eligible employees become members at their date of employment. Anyone employed by a municipality at the time the municipality joins MERS may elect not to be covered. Elected officials may opt to be covered by MERS. Employees covered under another plan maintained by the municipality may not become members of MERS. Police officers and/or firefighters may be designated as such by the municipality, in which case the special contribution and benefit provisions described below will apply to them, or they may be designated as general employees with no special benefits. Members designated as police officers and/or firefighters are treated as belonging to a unit separate from the general employees, with separate contribution rates applicable.

Salary: Salary includes the member's base earnings plus any payments under a regular longevity or incentive plan. Salary excludes overtime, unused sick and vacation leave, severance pay, and other extraordinary compensation. Certain amounts that are excluded from taxable wages, such as amounts sheltered under a Section 125 plan or amounts picked up by the employer under IRC Section 414(h), are not excluded from salary.

TOWN OF NORTH KINGSTOWN, RHODE ISLAND

NOTES TO BASIC FINANCIAL STATEMENTS

FOR THE YEAR ENDED JUNE 30, 2020

NOTE 9 - PENSION PLANS (CONTINUED)

MUNICIPAL PLAN (CONTINUED)

Benefits Provided (Continued)

Service: Employees receive credit for service while a member. In addition, a member may purchase credit for certain periods by making an additional contribution to purchase the additional service. Special rules and limits govern the purchase of additional service and the contribution required.

Final Compensation: Prior to July 1, 2012 and for general employee members eligible to retire as of June 30, 2012, the average was based on the member's highest three consecutive annual salaries. Effective July 1, 2012, the average was based on the member's highest five consecutive annual salaries. Once a member retires or is terminated, the applicable FAC will be the greater of the member's highest three year FAC as of July 1, 2012 or the five year FAC as of the retirement/termination date. Monthly benefits are based on one-twelfth of this amount.

General Employees

Members with less than five years of contributory service as of June 30, 2012 and members hired on or after that date are eligible for retirement on or after their Social Security normal retirement age (SSNRA).

Members who had at least five years of contributory service as of June 30, 2012 will be eligible for retirement at an individually determined age. This age is the result of interpolating between the member's prior Retirement Date, described below, and the retirement age applicable to members hired after June 30, 2012 as described above. The interpolation is based on service as of June 30, 2012 divided by projected service at the member's prior Retirement Date. The minimum retirement age is 59.

Members with 10 or more years of contributory service on June 30, 2012 may choose to retire at their prior Retirement Date if they continue to work and contribute until that date. If this option is elected, the retirement benefit will be calculated using the benefits accrued as of June 30, 2012, i.e., the member will accumulate no additional defined benefits after this date, but the benefit will be paid without any actuarial reduction.

Effective July 1, 2015, members will be eligible to retire with full benefits at the earlier of their current Rhode Island Retirement Security Act (RIRSA) date described above or upon the attainment of age 65 with 30 years of service, age 64 with 31 years of service, age 63 with 32 years of service, or age 62 with 33 years of service.

TOWN OF NORTH KINGSTOWN, RHODE ISLAND

NOTES TO BASIC FINANCIAL STATEMENTS

FOR THE YEAR ENDED JUNE 30, 2020

NOTE 9 - PENSION PLANS (CONTINUED)

MUNICIPAL PLAN (CONTINUED)

Benefits Provided (Continued)

General Employees (Continued)

A member who is within five years of reaching their retirement eligibility date and has 20 or more years of service, may elect to retire at any time with an actuarially reduced benefit.

Prior to July 1, 2012, members were eligible for retirement on or after age 58 if they had credit for 10 or more years of service, or at any age if they had credit for at least 30 years of service. Members eligible to retire before July 1, 2012 were not impacted by the changes to retirement eligibility above.

The annual benefit is equal to 2.00% of the member's monthly FAC for each year of service prior to July 1, 2012 and 1.00% of the member's monthly FAC for each year of service from July 1, 2012 through June 30, 2015. For all service after June 30, 2015, the annual benefit is equal to 1.0% per year unless the member had 20 or more years of service as of June 30, 2012 in which case the benefit accrual is 2.0% per year for service after June 30, 2015. The benefit cannot exceed 75% of the member's FAC. Benefits are paid monthly.

Police and Fire Employees

Members are eligible to retire when they are at least 50 years old and have a minimum of 25 years of contributing service or if they have 27 years of contributing service at any age. Members with less than 25 years of contributing service are eligible for retirement on or after their Social Security normal retirement age.

Members who, as of June 30, 2012, had at least 10 years of contributing service, had attained age 45, and had a prior Retirement Date before age 52 may retire at age 52.

Active members on June 30, 2012 may choose to retire at their prior Retirement Date if they continue to work and contribute until that date. If option is elected, the retirement benefit will be calculated using the benefits accrued as of June 30, 2012, i.e., the member will accumulate no additional defined benefits after this date, but the benefit will be paid without any actuarial reduction.

A member who is within five years of reaching their retirement eligibility date, as described in this section, and has 20 or more years of service, may elect to retire at any time with an actuarially reduced benefit.

TOWN OF NORTH KINGSTOWN, RHODE ISLAND

NOTES TO BASIC FINANCIAL STATEMENTS

FOR THE YEAR ENDED JUNE 30, 2020

NOTE 9 - PENSION PLANS (CONTINUED)

MUNICIPAL PLAN (CONTINUED)

Benefits Provided (Continued)

Police and Fire Employees (Continued)

Prior to July 1, 2012, members designated as police officers or firefighters were eligible for retirement at or after age 55 with credit for at least 10 years of service or at any age with credit for 25 or more years of service. Members were also eligible to retire and receive a reduced benefit if they are at least age 50 and have at least 20 years of service. If the municipality elected to adopt the 20-year retirement provisions for police officers and/or firefighters, then such a member was eligible to retire at any age with 20 or more years of service. Members eligible to retire before July 1, 2012 were not impacted by the changes to retirement eligibility above.

A monthly benefit is paid equal to 2.00% of the member's monthly FAC for each year of service, up to 37.5 years (75% of FAC maximum). If the optional 20-year retirement provisions were adopted by the municipality prior to July 1, 2012: benefits are based on 2.50% of the member's FAC for each year of service prior to July 1, 2012 and 2.00% of the member's FAC for each year of service after July 1, 2012. The benefit cannot exceed 75% of the member's FAC.

Active members (including future hires), members who retire after July 1, 2015 and after attaining age 57 with 30 years of service will have a benefit equal to the greater of their current benefit described above and one calculated based on a 2.25% multiplier for all years of service.

Other Benefit Provisions

Death and disability benefits are also provided to members. A member is eligible for a disability retirement provided he/she has credit for at least five years of service or if the disability is work-related. Members are not eligible for an ordinary disability benefit if they are eligible for unreduced retirement.

Joint and survivor benefit options are available to retirees. For some employees, a Social Security Option is also available where an annuity is paid at one amount prior to age 62, and at a reduced amount after age 62, designed to provide a level total income when combined with the member's age 62 Social Security benefit. Benefits cease upon the member's death.

Post-retirement benefit increases are paid to members who retire after June 30, 2012. Members will be eligible to receive cost of living increases at the later of the member's third anniversary of retirement and the month following their SSNRA (age 55 for members designated as police officers and/or firefighters). When a municipality elects coverage, it may elect either COLA C (covering only current and future active members and excluding members already retired) or COLA B (covering current retired members as well as current and future active members).

TOWN OF NORTH KINGSTOWN, RHODE ISLAND

NOTES TO BASIC FINANCIAL STATEMENTS

FOR THE YEAR ENDED JUNE 30, 2020

NOTE 9 - PENSION PLANS (CONTINUED)

MUNICIPAL PLAN (CONTINUED)

Benefits Provided (Continued)

Other Benefit Provisions (Continued)

a. The COLA will be suspended for any unit whose funding level is less than 80%; however, an interim COLA may be granted in four-year intervals while the COLA is suspended. The first interim COLA may begin January 1, 2018.

b. Effective July 1, 2015, the COLA is determined based on 50% of the plan's five-year average investment rate of return less 5.5% limited to a range of 0.0% to 4.0%, plus 50% of the lesser of 3.0% or last year's CPI-U increase for a total maximum increase of 3.50%. Previously, it was the plan's five-year average investment rate of return less 5.5% limited to a range of 0.0% to 4.0%.

c. The COLA will be limited to the first \$25,000 of the member's annual pension benefit. For retirees and beneficiaries who retired on or before July 1, 2015, years in which a COLA is payable based on the every fourth year provision described in (a) above will be limited to the first \$30,000. These limits will be indexed annually to increase in the same manner as COLAs, with the known values of \$25,000 for 2013, \$25,000 for 2014, \$25,168 for 2015, \$25,855 for 2016, and \$26,098 for 2017.

Employees Covered by Benefit Terms

At the June 30, 2019 valuation date, the following employees were covered by the benefit terms:

	General	Police	Fire
Retirees and beneficiaries	252	43	71
Inactive, nonretired members	173	5	12
Active members	301	46	69
	726	94	152

Contributions

The amounts of employee and employer contributions have been established under Rhode Island General Laws Chapter 45-21. General employees with less than 20 years of service as of June 30, 2012, are required to contribute 2% of their salaries. General employees with more than 20 years of service as of June 30, 2012, are required to contribute 8.25%. Public safety employees are required to contribute 10% of their salaries. The Town contributes at a rate of covered payroll as determined by an independent

TOWN OF NORTH KINGSTOWN, RHODE ISLAND

NOTES TO BASIC FINANCIAL STATEMENTS

FOR THE YEAR ENDED JUNE 30, 2020

NOTE 9 - PENSION PLANS (CONTINUED)

MUNICIPAL PLAN (CONTINUED)

Contributions (Continued)

actuary on an annual basis. The General Assembly can amend the amount of these contribution requirements. The Town contributed \$2,026,233, \$1,248,430 and \$1,633,916 for general, police, and fire, respectively, in the year ended June 30, 2020, which was 16.33%, 32.19% and 31.07% of covered payroll, respectively.

Net Pension Liability

The total pension liability was determined by actuarial valuations performed as of June 30, 2018, and rolled forward to June 30, 2019, using the following actuarial assumptions applied to all periods included in the measurement:

Summary of Actuarial Assumptions Used in the Valuations to determine the Net Pension Liability at the June 30, 2019 measurement date (June 30, 2018 valuation rolled forward to June 30, 2019)	
Actuarial Cost Method	Entry Age Normal - the Individual Entry Age Actuarial Cost methodology is used.
Amortization Method	Level Percent of Payroll – Closed
Actuarial Assumptions	
Investment Rate of Return	7.00%
Projected Salary Increases	General Employees - 3.50% to 7.50% ; Police & Fire Employees - 4.00% to 14.00%
Inflation	2.5 %
Mortality	Mortality – variants of the RP-2014 mortality tables - for the improvement scale, update to the ultimate rates of the MP-2016 projection scale.
Cost of Living Adjustments	A 2% COLA is assumed after January 1, 2014.

TOWN OF NORTH KINGSTOWN, RHODE ISLAND

NOTES TO BASIC FINANCIAL STATEMENTS

FOR THE YEAR ENDED JUNE 30, 2020

NOTE 9 - PENSION PLANS (CONTINUED)

MUNICIPAL PLAN (CONTINUED)

Net Pension Liability (Continued)

The actuarial assumptions used in the June 30, 2018, valuation rolled forward to June 30, 2019, and the calculation of the total pension liability at June 30, 2019, were consistent with the results of an actuarial experience study performed as of June 30, 2016.

The long-term expected rate of return best-estimate on pension plan investments were determined by the actuary using a building-block method. The actuary started by calculating best-estimate future expected real rates of return (expected returns net of pension plan investment expense and inflation) for each major asset class, based on a collective summary of capital market expectations from 34 sources. The June 30, 2019, expected arithmetic returns over the long term (20 years) by asset class are summarized in the following table:

These return assumptions are then weighted by the target asset allocation percentage, factoring in correlation effects, to develop the overall long-term expected rate of return best-estimate on the arithmetic basis.

TOWN OF NORTH KINGSTOWN, RHODE ISLAND

NOTES TO BASIC FINANCIAL STATEMENTS

FOR THE YEAR ENDED JUNE 30, 2020

NOTE 9 - PENSION PLANS (CONTINUED)

MUNICIPAL PLAN (CONTINUED)

Net Pension Liability (Continued)

Asset Class	Long-Term Target Asset Allocation	Long-Term Expected Arithmetic Real Rate of Return
GROWTH		
Global Equity:		
U.S. Equity	22.10%	6.16%
International Developed Equity	13.20%	6.83%
Emerging Markets Equity	4.70%	8.90%
Sub-Total	40.00%	
Private Growth:		
Private Equity	11.25%	9.81%
Non-Core RE	2.25%	5.51%
OPP Private Credit	1.50%	9.81%
Sub-Total	15.00%	
INCOME		
High Yield Infrastructure	1.00%	3.98%
REITS	1.00%	5.51%
Liquid Credit	2.80%	3.98%
Private Credit	3.20%	3.98%
Sub-Total	8.00%	
STABILITY		
Crisis Protection Class:		
Treasury Duration	4.00%	0.77%
Systematic Trend	4.00%	4.20%
Sub-Total	8.00%	
Inflation Protection:		
Core Real Estate	3.60%	5.51%
Private Infrastructure	2.40%	5.85%
TIPs	1.00%	1.37%
Natural Resources	1.00%	3.76%
Sub-Total	8.00%	
Volatility Protection:		
IG Fixed Income	11.50%	2.15%
Absolute Return	6.50%	4.20%
Cash	3.00%	0.77%
Sub-Total	21.00%	
Total	100.0%	

TOWN OF NORTH KINGSTOWN, RHODE ISLAND

NOTES TO BASIC FINANCIAL STATEMENTS

FOR THE YEAR ENDED JUNE 30, 2020

NOTE 9 - PENSION PLANS (CONTINUED)

MUNICIPAL PLAN (CONTINUED)

Discount Rate

The discount rate used to measure the total pension liability of the plan was 7.0 percent. The projection of cash flows used to determine the discount rate assumed that contributions from the plan members will be made at the current contribution rate and that contributions from the employers will be made at statutorily required rates, actuarially determined. Based on those assumptions, the pension plan's fiduciary net position was projected to be available to make all projected future benefit payments of current plan members. Therefore, the long-term expected rate of return on pension plan investments was applied to all periods of projected benefit payments to determine the total pension liability.

Changes in the Net Pension Liability

	General	Police	Fire	Total
Pension Liability:				
Balances as of July 1, 2018	\$ 69,174,347	\$ 33,902,691	\$ 49,678,332	\$ 152,755,370
Changes for the year:				
Service cost	1,085,287	769,529	1,052,624	2,907,440
Interest on the total pension liability	4,735,504	2,345,903	3,430,653	10,512,060
Difference between expected and actual experience	(1,665,283)	(794,471)	(1,738,380)	(4,198,134)
Benefit payments	<u>(4,133,876)</u>	<u>(1,549,110)</u>	<u>(2,390,625)</u>	<u>(8,073,611)</u>
Balances as of June 30, 2019	<u>69,195,979</u>	<u>34,674,542</u>	<u>50,032,604</u>	<u>153,903,125</u>
Fiduciary Net Position:				
Balances as of July 1, 2018	49,280,709	22,515,278	33,556,329	105,352,316
Employer contributions	2,123,699	1,038,338	1,526,866	4,688,903
Employee contributions	341,289	376,483	510,489	1,228,261
Pension plan net investment income	3,139,386	1,475,740	2,182,635	6,797,761
Benefit payments	(4,133,876)	(1,549,110)	(2,390,625)	(8,073,611)
Pension plan administrative expense	(49,061)	(23,062)	(34,109)	(106,232)
Other changes	<u>(80)</u>	<u>--</u>	<u>(101,345)</u>	<u>(101,425)</u>
Balances as of June 30, 2019	<u>50,702,066</u>	<u>23,833,667</u>	<u>35,250,240</u>	<u>109,785,973</u>
Net Pension Liability	<u><u>\$ 18,493,913</u></u>	<u><u>\$ 10,840,875</u></u>	<u><u>\$ 14,782,364</u></u>	<u><u>\$ 44,117,152</u></u>

TOWN OF NORTH KINGSTOWN, RHODE ISLAND

NOTES TO BASIC FINANCIAL STATEMENTS

FOR THE YEAR ENDED JUNE 30, 2020

NOTE 9 - PENSION PLANS (CONTINUED)

MUNICIPAL PLAN (CONTINUED)

Sensitivity of the Net Pension Liability to Changes in the Discount Rate

The following presents the net pension liability of the employers calculated using the discount rate of 7.0 percent, as well as what the employers' net pension liability would be if it were calculated using a discount rate that is a 1 percentage-point lower or 1 percentage-point higher than the current rate.

	1% Decrease (6.0%)	Current Discount Rate (7.0%)	1% Increase (8.0%)
General employee plan	\$ 25,840,198	\$ 18,493,913	\$ 12,480,769
Police employee plan	14,466,837	10,840,875	7,873,381
Fire employee plan	20,030,839	14,782,364	10,486,867
Total	<u>\$ 60,337,874</u>	<u>\$ 44,117,152</u>	<u>\$ 30,841,017</u>

Pension Plan Fiduciary Net Position

Detailed information about the pension plan's fiduciary net position is available in the separately issued ERSRI financial report.

Pension Expense and Deferred Outflows of Resources and Deferred Inflows of Resources Related to Pensions

For the year ended June 30, 2020, the Town recognized pension expense of \$6,883,702.

TOWN OF NORTH KINGSTOWN, RHODE ISLAND

NOTES TO BASIC FINANCIAL STATEMENTS

FOR THE YEAR ENDED JUNE 30, 2020

NOTE 9 - PENSION PLANS (CONTINUED)

MUNICIPAL PLAN (CONTINUED)

Pension Expense and Deferred Outflows of Resources and Deferred Inflows of Resources Related to Pensions (Continued)

The Town reported deferred outflows and inflows or resources related to pensions from the following sources:

	General	Police	Fire	Total
Deferred Outflows of Resources:				
Contributions after the measurement period	\$ 2,026,233	\$ 1,248,430	\$ 1,633,916	\$ 4,908,579
Differences between expected and actual experience	47,607	492,489	934,464	1,474,560
Changes in assumptions	1,083,912	775,117	989,221	2,848,250
Net differences between projected and actual earnings on pension plan investments	870,086	365,359	556,951	1,792,396
	<u>\$ 4,027,838</u>	<u>\$ 2,881,395</u>	<u>\$ 4,114,552</u>	<u>\$ 11,023,785</u>
Deferred Inflows of Resources:				
Differences between expected and actual experience	\$ 1,513,117	\$ 780,065	\$ 1,468,705	\$ 3,761,887
Changes in assumptions	--	13,063	10,018	23,081
Net differences between projected and actual earnings on pension plan investments	978,685	457,551	677,676	2,113,912
	<u>\$ 2,491,802</u>	<u>\$ 1,250,679</u>	<u>\$ 2,156,399</u>	<u>\$ 5,898,880</u>

\$4,908,579 reported as deferred outflows of resources related to pensions resulting from the Town's contributions in fiscal year 2019 subsequent to the measurement date will be recognized as a reduction of the net pension liability in the subsequent period.

TOWN OF NORTH KINGSTOWN, RHODE ISLAND

NOTES TO BASIC FINANCIAL STATEMENTS

FOR THE YEAR ENDED JUNE 30, 2020

NOTE 9 - PENSION PLANS (CONTINUED)

MUNICIPAL PLAN (CONTINUED)

Pension Expense and Deferred Outflows of Resources and Deferred Inflows of Resources Related to Pensions (Continued)

Other amounts reported as deferred outflows and inflows of resources related to the MERS will be recognized in pension expense as follows:

Year Ended June 30,	Net Deferred Outflows/ (Inflows) of Resources			
	General	Police	Fire	Total
2021	\$ 545,145	\$ 294,595	\$ 625,872	\$ 1,465,612
2022	(498,590)	21,004	253,691	(223,895)
2023	(458,050)	193,084	(147,045)	(412,011)
2024	(78,702)	6,314	(295,226)	(367,614)
2025	--	(132,352)	(113,055)	(245,407)
Thereafter	--	(359)	--	(359)
Total	<u>\$ (490,197)</u>	<u>\$ 382,286</u>	<u>\$ 324,237</u>	<u>\$ 216,326</u>

TEACHERS' PLAN

Plan Description

Certain employees of the Town participate in a cost-sharing multiple-employer defined benefit pension plan – the Employees' Retirement System plan ("ERS") – administered by the Employees' Retirement System of the State of Rhode Island ("System"). Under a cost-sharing plan, pension obligations for employees of any participating employer providing pension benefits through the plan, regardless of the status of the employers' payment of its pension obligation to the plan. The plan provides retirement, disability and death benefits to plan members and beneficiaries.

The System issues a publicly available financial report that includes financial statements and required supplementary information for the plans. The report may be obtained at <http://www.ersi.org>

TOWN OF NORTH KINGSTOWN, RHODE ISLAND

NOTES TO BASIC FINANCIAL STATEMENTS

FOR THE YEAR ENDED JUNE 30, 2020

NOTE 9 - PENSION PLANS (CONTINUED)

TEACHERS' PLAN (CONTINUED)

Benefit Provisions

The level of benefits provided to participants is established by Chapter 36-10 of the General Laws, which is subject to amendment by the General Assembly. Member benefit provisions vary based on service credits accumulated at dates specified in various amendments to the General Laws outlining minimum retirement age, benefit accrual rates and maximum benefit provisions. In general, members accumulate service credits for each year of service subject to maximum benefit accruals of 80% or 75%. For those hired after June 30, 2012, the benefit accrual rate is 1% per year with a maximum benefit accrual of 40%. Members eligible to retire at September 30, 2009, may retire with 10 years of service at age 60 or after 28 years of service at any age. The retirement eligibility age increases proportionately for other members reflecting years of services and other factors until it aligns with the Social Security Normal Retirement Age, which applies to any member with less than five years of service as of July 1, 2012. Members are vested after five years of service. The plan provides for survivor's benefits for service connected death and certain lump sum death benefits. Joint and survivor benefit provision options are available to members. Cost of living adjustments are provided but are currently suspended until the collective plans administered by ERSRI reach a funded status of 80%. Until the plans reach an 80% funded status, interim cost of living adjustments are provided at four-year intervals commencing with the plan year ended June 30, 2016. The plan also provides nonservice-connected disability benefits after five years of service and service-connected disability benefits with no minimum service requirement.

Contributions

The funding policy, as set forth in the General Laws, Section 16-16-22, provides for actuarially determined periodic contributions to the plan. For fiscal 2019, the Town's teachers were required to contribute 3.75% of their annual covered salary, except that teachers with twenty or more years of service as of June 30, 2012, must contribute 11% of their annual covered salary. The State of Rhode Island ("State") and the Town are required to contribute at an actuarially determined rate, 40% of which is to be paid by the State and the remaining 60% is to be paid by the Town; the rates were 10.49% and 14.12% of annual covered payroll for the fiscal year ended June 30, 2020, for the State and the Town, respectively. The Town contributed \$4,389,316, \$4,066,500, and \$3,768,742 for the fiscal years ended June 30, 2020, 2019, and 2018, respectively, equal to 100% of the required contributions for each year. The State's share of contribution for fiscal 2020 was \$3,261,477 and is reported as on-behalf payments and included in both revenue and expenditures on the financial statements.

TOWN OF NORTH KINGSTOWN, RHODE ISLAND

NOTES TO BASIC FINANCIAL STATEMENTS

FOR THE YEAR ENDED JUNE 30, 2020

NOTE 9 - PENSION PLANS (CONTINUED)

TEACHERS' PLAN (CONTINUED)

Pension Liabilities, Pension Expense, and Deferred Outflows of Resources and Deferred Inflows of Resources

At June 30, 2020, the Town reported a liability of \$53,382,581 for its proportionate share of the net pension liability that reflected a reduction for contributions made by the State. The amount recognized by the Town as its proportionate share of the net pension liability, the related State support and the total portion of the net pension liability that was associated with the Town were as follows:

Town's proportionate share of the net pension liability	\$ 53,382,581
State's proportionate share of the net pension liability	<u>39,989,081</u>
Total Net Pension Liability	<u>\$ 93,371,662</u>

The net pension liability was measured as of June 30, 2019, the measurement date, and the total pension liability used to calculate the net pension liability was determined by an actuarial valuation as of June 30, 2018, rolled forward to June 30, 2019. The Town's proportion of the net pension liability was based on a projection of the Town's long-term share of contributions to the pension plan relative to the projected contributions of all participating employers and the State, actuarially determined. At June 30, 2019, the Town's proportion was 1.67%.

For the year ended June 30, 2020, the Town recognized gross pension expense of \$9,946,454 and revenue of \$4,436,278 for support provided by the State.

TOWN OF NORTH KINGSTOWN, RHODE ISLAND

NOTES TO BASIC FINANCIAL STATEMENTS

FOR THE YEAR ENDED JUNE 30, 2020

NOTE 9 - PENSION PLANS (CONTINUED)

TEACHERS' PLAN (CONTINUED)

Pension Liabilities, Pension Expense, and Deferred Outflows of Resources and Deferred Inflows of Resources (Continued)

At June 30, 2020, the Town reported deferred outflows of resources and deferred inflows of resources related to pensions from the following sources:

Deferred Outflows of Resources

Contributions subsequent to the measurement date	\$ 4,389,316
Difference between expected and actual experience	650,063
Changes in assumptions	3,123,723
Net difference between projected and actual earnings on pension plan investments	1,197,980
Change in proportion and differences between employer contributions and proportionate share of contributions	<u>971,075</u>

Total	<u><u>\$ 10,332,157</u></u>
-------	-----------------------------

Deferred Inflows of Resources

Difference between expected and actual experience	\$ (891,488)
Changes in assumptions	(421,315)
Net difference between projected and actual earnings on pension plan investments	(1,281,981)
Changes in proportion and differences between employer contributions and proportionate share of contributions	<u>(1,670,593)</u>

Total	<u><u>\$ (4,265,377)</u></u>
-------	------------------------------

\$4,389,316 reported as deferred outflows of resources related to pensions resulting from the School's contributions in fiscal year 2020 subsequent to the measurement date will be recognized as a reduction of the net pension liability in the subsequent period. Other amounts reported as deferred outflows of resources and deferred inflows of resources related to pensions will be recognized in pension expense as follows:

TOWN OF NORTH KINGSTOWN, RHODE ISLAND

NOTES TO BASIC FINANCIAL STATEMENTS

FOR THE YEAR ENDED JUNE 30, 2020

NOTE 9 - PENSION PLANS (CONTINUED)

TEACHERS' PLAN (CONTINUED)

Pension Liabilities, Pension Expense, and Deferred Outflows of Resources and Deferred Inflows of Resources (Continued)

Year Ended June 30,	
2021	\$ 668,527
2022	(257,005)
2023	485,500
2024	564,013
2025	217,458
Thereafter	<u>(1,029)</u>
Total	<u>\$ 1,677,464</u>

Actuarial Assumptions

The total pension liability was determined using the following actuarial assumptions applied to all periods included in the measurement:

Inflation	2.5%
Salary increases	3.0% to 13.0%
Investment rate of return	7.0%

Mortality – variants of the RP-2014 mortality tables - for the improvement scale, update to the ultimate rates of the MP-2016 projection scale.

The actuarial assumptions used in the June 30, 2018 valuation rolled forward to June 30, 2019 and the calculation of the total pension liability at June 30, 2019 were consistent with the results of an actuarial experience study performed as of June 30, 2016.

TOWN OF NORTH KINGSTOWN, RHODE ISLAND

NOTES TO BASIC FINANCIAL STATEMENTS

FOR THE YEAR ENDED JUNE 30, 2020

NOTE 9 - PENSION PLANS (CONTINUED)

TEACHERS' PLAN (CONTINUED)

Actuarial Assumptions (Continued)

The long-term expected rate of return best-estimate on pension plan investments was determined by the actuary using a building-block method. The actuary started by calculating best-estimate future expected real rates of return (expected returns net of pension plan investment expense and inflation) for each major asset class, based on a collective summary of capital market expectations from 34 sources. The June 30, 2019, expected arithmetic returns over the long term (20 years) by asset class are summarized in the following the total pension liability was determined using:

TOWN OF NORTH KINGSTOWN, RHODE ISLAND

NOTES TO BASIC FINANCIAL STATEMENTS

FOR THE YEAR ENDED JUNE 30, 2020

NOTE 9 - PENSION PLANS (CONTINUED)

TEACHERS' PLAN (CONTINUED)

Actuarial Assumptions (Continued)

Asset Class	Long-Term Target Asset Allocation	Long-Term Expected Arithmetic Real Rate of Return
GROWTH		
Global Equity:		
U.S. Equity	22.10%	6.16%
International Developed Equity	13.20%	6.83%
Emerging Markets Equity	4.70%	8.90%
Sub-Total	40.00%	
Private Growth:		
Private Equity	11.25%	9.81%
Non-Core RE	2.25%	5.51%
OPP Private Credit	1.50%	9.81%
Sub-Total	15.00%	
INCOME		
High Yield Infrastructure	1.00%	3.98%
REITS	1.00%	5.51%
Liquid Credit	2.80%	3.98%
Private Credit	3.20%	3.98%
Sub-Total	8.00%	
STABILITY		
Crisis Protection Class:		
Treasury Duration	4.00%	0.77%
Systematic Trend	4.00%	4.20%
Sub-Total	8.00%	
Inflation Protection:		
Core Real Estate	3.60%	5.51%
Private Infrastructure	2.40%	5.85%
TIPs	1.00%	1.37%
Natural Resources	1.00%	3.76%
Sub-Total	8.00%	
Volatility Protection:		
IG Fixed Income	11.50%	2.15%
Absolute Return	6.50%	4.20%
Cash	3.00%	0.77%
Sub-Total	21.00%	
Total	100.00%	

TOWN OF NORTH KINGSTOWN, RHODE ISLAND

NOTES TO BASIC FINANCIAL STATEMENTS

FOR THE YEAR ENDED JUNE 30, 2020

NOTE 9 - PENSION PLANS (CONTINUED)

TEACHERS' PLAN (CONTINUED)

Actuarial Assumptions (Continued)

These return assumptions are then weighted by the target asset allocation percentage, factoring in correlation effects, to develop the overall long-term expected rate of return best-estimate on an arithmetic basis.

Discounted Rate

The discount rate used to measure the total pension liability was 7.0 percent. The projection of cash flows used to determine the discount rate assumed that contributions from plan members will be made at the current contribution rate and that contributions from the employers will be made at statutorily required rates, actuarially determined. Based on those assumptions, the pension plan's fiduciary net position was projected to be available to make all projected future benefit payments of current plan members. Therefore, the long-term expected rate of return on pension plan investments was applied to all periods of projected benefit payments to determine the total pension liability.

Sensitivity of the Net Pension Liability to Changes in the Discount Rate

The following presents the net pension liability calculated using the discount rate of 7.0 percent as well as what the net pension liability would be if it were calculated using a discount rate that is 1-percentage-point lower or 1-percentage-point higher than the current rate.

1% Decrease (6.0%)	Current Discount Rate (7.0%)	1% Increase (8.0%)
\$ 65,971,797	\$ 53,382,581	\$ 43,077,040

Pension Plan Fiduciary Net Position

Detailed information about the pension plan's fiduciary net position is available in the separately issued ERSRI financial report.

TOWN OF NORTH KINGSTOWN, RHODE ISLAND

NOTES TO BASIC FINANCIAL STATEMENTS

FOR THE YEAR ENDED JUNE 30, 2020

NOTE 9 - PENSION PLANS (CONTINUED)

DEFINED CONTRIBUTION PLAN

Plan Description

Certain employees participating in the Municipal Plan or Teachers' Plan with less than 20 years of service as of June 30, 2012, as described above, also participate in a defined contribution plan authorized by General Law Chapter 36-10.3. The defined contribution plan is established under IRS section 401(a) and is administered by TIAA-CREF. Employees may choose among various investment options available to plan participants. Employees contribute 5% of their annual covered salary and employers contribute between 1% and 1.5% of annual covered salary depending on the employee's total years of service as of June 30, 2012. Employee contributions are immediately vested while employer contributions and any investment earnings thereon are vested after three years of contributory service. Benefit terms and contributions required under the plan by both the employee and employer are established by the General Laws, which are subject to amendment by the General Assembly. Amounts in the defined contribution plan are available to participants in accordance with IRS guidelines for such plans.

The Town recognized pension expense of \$344,059 for the fiscal year ended June 30, 2020. The System issues a publicly available financial report that includes financial statements and required supplementary information for plans administered by the System. The report may be obtained at <https://www.ersi.org>.

NOTE 10 - OTHER POSTEMPLOYMENT BENEFITS (OPEB)

Plan Description

Through its single-employer defined benefit plan ("OPEB Plan"), the Town provides postretirement health care benefits to all Town employees who meet years of service and age requirements, and in some cases to their surviving spouses, who are eligible under the terms of collective bargaining agreements or personnel contracts. The Plan does not issue a stand-alone financial report.

The most recent actuarial valuation for the OPEB Plan was performed as of July 1, 2018.

The Town paid 100% of the amount of medical and dental costs incurred by eligible retirees.

Employer contributions are recognized in the period to which the contribution relates. Benefit payments are charged to expenses in the period paid.

TOWN OF NORTH KINGSTOWN, RHODE ISLAND

NOTES TO BASIC FINANCIAL STATEMENTS

FOR THE YEAR ENDED JUNE 30, 2020

NOTE 10 - OTHER POSTEMPLOYMENT BENEFITS (OPEB) (CONTINUED)

Covered Participants

As of July 1, 2018, the date of the latest available actuarial valuation, membership census is as follows:

TOWN EMPLOYEES

Inactive employees or beneficiaries currently receiving benefit payments	138
Active employees	224
Total	<u>362</u>

SCHOOL EMPLOYEES

Inactive employees or beneficiaries currently receiving benefit payments	27
Active employees	547
Total	<u>574</u>

Actuarial Assumptions

The total OPEB liability was determined by an actuarial valuation as of July 1, 2018, rolled forward to June 30, 2020, the measurement date. The following actuarial assumptions applied to all periods in the measurements:

- Actuarial cost method – Entry Age Normal
- Participation – 100% of eligible school retirees and eligible Town employees are assumed to elect medical and dental coverage.
- Health Care Cost Trend Rates – Medical 8.00% per year in 2020, decreasing to an ultimate rate of 5.50% in 2023 and later for Town, Medical 8.00% per year in 2020, decreasing to an ultimate rate of 5.00% in 2023 and later for School.
- Discount rate – The discount rate used to measure the OPEB liability 7.50% for Town, 3.50% for School. The projection of cash flows used to determine the discount rate assumed that contributions will be made at rates equal to and above the expected benefit payments. Based on those assumptions, the OPEB plan's net fiduciary position was projected to be available to make all projected future benefit payments of current plan members. Therefore, the long-term expected rate of return on plan investments was applied to all periods of projected payments to determine the total OPEB liability.

TOWN OF NORTH KINGSTOWN, RHODE ISLAND

NOTES TO BASIC FINANCIAL STATEMENTS

FOR THE YEAR ENDED JUNE 30, 2020

NOTE 10 - OTHER POSTEMPLOYMENT BENEFITS (OPEB) (CONTINUED)

Actuarial Assumptions (Continued)

The long-term expected rate of return on OPEB plan investments is based on the real rates of returns, the asset allocation percentages. The June 30, 2020, real returns and target asset allocation by major asset class are as follows:

<u>Asset Class</u>	<u>Target Allocation</u>	<u>Long-Term Expected Real Rate of Return</u>
U.S. Equity	38.50%	7.00%
Non-U.S. Equity	16.50%	7.50%
U.S. Aggregate Bonds	11.60%	2.00%
Intermediate-Term Credit	7.00%	2.50%
Short-Term Credit	4.65%	2.50%
Intermediate-Term TIPS	13.75%	0.50%
REITs	8.00%	5.50%

TOWN OF NORTH KINGSTOWN, RHODE ISLAND

NOTES TO BASIC FINANCIAL STATEMENTS

FOR THE YEAR ENDED JUNE 30, 2020

NOTE 10 - OTHER POSTEMPLOYMENT BENEFITS (OPEB) (CONTINUED)

Net OPEB Liability

Changes in the Town's OPEB Liability

	<u>Total OPEB Liability</u>
OPEB Liability:	
Balance at July 1, 2019	\$ 21,408,749
Changes for the year:	
Service cost	574,074
Interest	1,328,748
Changes in assumptions	(2,112,197)
Benefit payments	<u>(1,334,432)</u>
Net changes	<u>(1,543,807)</u>
Balance at June 30, 2020	<u><u>\$ 19,864,942</u></u>
Fiduciary Net Position:	
Balance at July 1, 2019	\$ 1,299,996
Changes for the year:	
Employer contributions	1,534,432
Net investment income	55,697
Benefit payments	(1,334,432)
Administrative expense	<u>(3,482)</u>
Net changes	<u>252,215</u>
Balance at June 30, 2020	<u><u>\$ 1,552,211</u></u>
Town's Net OPEB Liability	<u><u>\$ 18,312,731</u></u>

TOWN OF NORTH KINGSTOWN, RHODE ISLAND

NOTES TO BASIC FINANCIAL STATEMENTS

FOR THE YEAR ENDED JUNE 30, 2020

NOTE 10 - OTHER POSTEMPLOYMENT BENEFITS (OPEB) (CONTINUED)

Net OPEB Liability (Continued)

Changes in the School's OPEB Liability

	Total OPEB Liability
Balance at July 1, 2019	\$ 556,822
Changes for the year:	
Service cost	39,479
Interest	20,226
Benefit payments	(37,163)
Net changes	<u>22,542</u>
Balance at June 30, 2020	<u><u>\$ 579,364</u></u>

Sensitivity of the Net OPEB Liability to Changes in the Discount Rate

The following presents the net OPEB liability calculated using the discount rate of 7.50 percent for the Town and 3.50 percent for the School as well as what the net OPEB liability would be if it were calculated using a healthcare cost trend that is 1-percentage-point lower or 1-percentage-point higher than the current rate. The long-term expected rate of return

	1% Decrease (6.50%)	Current Discount Rate (7.50%)	1% Increase (8.50%)
Town	\$ 20,026,934	\$ 18,312,731	\$ 16,806,303

	1% Decrease (2.50%)	Current Discount Rate (3.50%)	1% Increase (4.50%)
School	\$ 620,589	\$ 579,364	\$ 540,047

TOWN OF NORTH KINGSTOWN, RHODE ISLAND

NOTES TO BASIC FINANCIAL STATEMENTS

FOR THE YEAR ENDED JUNE 30, 2020

NOTE 10 - OTHER POSTEMPLOYMENT BENEFITS (OPEB) (CONTINUED)

Sensitivity of the Net OPEB Liability to Changes in the Healthcare Cost Trend Rates

The following presents the net OPEB liability calculated using the healthcare cost trend of 8.5 percent decreasing to 5.5 percent for the Town and 8.0 percent decreasing to 5.0 percent for the School as well as what the net OPEB liability would be if it were calculated using a healthcare cost trend that is 1-percentage-point lower or 1-percentage-point higher than the current rate.

	1% Decrease (4.50%)	Current Health Care Trend Rates (5.50%)	1% Increase (6.50%)
Town	\$ 16,174,350	\$ 18,312,731	\$ 20,833,249

	1% Decrease (4.00%)	Current Health Care Trend Rates (5.00%)	1% Increase (6.00%)
School	\$ 514,410	\$ 579,364	\$ 655,942

OPEB Expense and Deferred Inflows of Resources Related to OPEB

For the year ended June 30, 2020, the Town recognized OPEB expense of \$65,880. At June 30, 2020, the Town reported deferred inflows of resources related to OPEB from the following sources:

	Deferred Outflows of Resources	Deferred Inflows of Resources
Differences between expected and actual experience	\$ --	\$ (2,947,985)
Net difference between projected actual earnings	39,338	(13,118)
Changes in assumptions	--	(8,942,152)
Total	<u>\$ 39,338</u>	<u>\$ (11,903,255)</u>

TOWN OF NORTH KINGSTOWN, RHODE ISLAND

NOTES TO BASIC FINANCIAL STATEMENTS

FOR THE YEAR ENDED JUNE 30, 2020

NOTE 10 - OTHER POSTEMPLOYMENT BENEFITS (OPEB) (CONTINUED)

OPEB Expense and Deferred Inflows of Resources Related to OPEB (Continued)

Amounts reported as deferred outflows and inflows or resources related to the Town OPEB plan will be recognized in OPEB expense as follows:

Year Ended June 30:	
2021	\$ (1,735,555)
2022	(1,735,555)
2023	(1,731,810)
2024	(1,729,934)
2025	(1,739,768)
Thereafter	<u>(3,191,295)</u>
	<u>\$ (11,863,917)</u>

For the year ended June 30, 2020, the School recognized an OPEB expense of \$(125,477). At June 30, 2020, the School reported deferred inflows of resources related to OPEB from the following sources:

	Deferred Inflows of Resources
Differences between expected and actual experience	\$ (684,153)
Changes in assumptions	<u>(640,982)</u>
Total	<u>\$ (1,325,135)</u>

Amounts reported as deferred outflows and inflows or resources related to the School OPEB plan will be recognized in OPEB expense as follows:

Year Ended June 30:	
2021	\$ (185,182)
2022	(185,182)
2023	(185,182)
2024	(185,182)
2025	(185,182)
Thereafter	<u>(399,225)</u>
	<u>\$ (1,325,135)</u>

TOWN OF NORTH KINGSTOWN, RHODE ISLAND

NOTES TO BASIC FINANCIAL STATEMENTS

FOR THE YEAR ENDED JUNE 30, 2020

NOTE 11 - CONTINGENCIES AND COMMITMENTS

Litigation

During the ordinary course of its operations, the Town is a party to various claims, legal actions and complaints. The Town accrues liabilities for losses when they are both probable and can be reasonably estimated. At June 30, 2020, management and the legal counsel have reviewed these outstanding claims and have estimated a favorable outcome at over 60%. Management does not believe that these claims will have a material effect on the basic financial statements and consequently, no liability for such matters has been recorded in the Statement of Net Position at June 30, 2020.

Communication Tower Rentals

The Town leases several communication towers to unrelated parties under separate operating leases. The rental revenue and lease terms range from a month-to-month basis on some and up to ten-year commitments on other. Total rental revenue was \$397,273 for the year ended June 30, 2020.

Projects

The Town had several outstanding construction projects as of June 30, 2020. These projects are evidenced by contractual commitments with contractors and consist of the following:

Fund/Project	Spent to Date	Commitment Remaining	Funding Source
Wilson Park Irrigation	\$ 390,117	\$ 365,433	Capital Reserve
Annual Paving Contact Extension	948,036	251,964	Capital Reserve
Land Evidence Conversion	--	72,437	General Fund
Library Fire Alarm System	17,976	67,774	Capital Reserve
Forty Grindger Pumps	139,777	56,223	Sewer Fund
Engineering Services - Gilbert Stuart Bridge / Culvert	--	49,339	General Fund
Police Department Evidence Room HVAC	41,206	33,474	Capital Reserve
Disaster Recovery as a Service	50	32,833	General Fund
Paving Inspection	--	24,360	General Fund
Information Systems Security Risk	17,100	17,100	General Fund
Aerial Photography / Digital Orthophotography	8,000	11,000	General Fund
Oak Hill Landfill Monitoring	11,969	9,607	General Fund
Study of Slocum High Service Area	--	9,500	Water Fund
Upgrade of Scada System	--	5,915	Water Fund
Road Striping	19,656	3,344	General Fund
Environmental Site Assess - Oak Hill	22,500	2,500	General Fund
Engineering Services - Old Town House	1,520	2,450	General Fund
Engineering Services - Gold Course Building C	2,162	2,438	Capital Reserve
Engineering Services - Town Beach Improvements	3,695	1,205	General Fund
North Kingstown School Athletic Field Improvements	2,282,443	375,589	School Department
	<u>\$ 3,906,207</u>	<u>\$ 1,394,485</u>	

TOWN OF NORTH KINGSTOWN, RHODE ISLAND

NOTES TO BASIC FINANCIAL STATEMENTS

FOR THE YEAR ENDED JUNE 30, 2020

NOTE 11 - CONTINGENCIES AND COMMITMENTS (CONTINUED)

Grants

The Town has received federal and state grants for specific purposes that are subject to audit by the grantors or their representatives. Such audits could lead to requests for reimbursement to the grantor agency for expenditures disallowed under terms of the grant. Town officials believe such disallowances, if any, would be immaterial.

Encumbrances

The Town has encumbered purchase orders in the general fund and the school unrestricted fund in the amounts of \$177,389 and \$664,369, respectively.

Operating Leases

The Town's future minimum lease payments relating to operating leases are as follows:

Year Ending June 30,	Future Minimum Lease Payment
2021	\$ 202,891
2022	203,569
2023	208,049
2024	136,335
2025	126,948
2026	95,211
	<u>\$ 973,003</u>

NOTE 12 - POLLUTION REMEDIATION OBLIGATIONS

The Town is currently involved in the State of Rhode Island's Landfill Closure Program for both the Hamilton Allenton and Oak Hill Landfills. ACT Lincoln Environmental, the Town's consultant, has completed a Site Investigation Report for the Hamilton Allenton Landfill and submitted closure recommendations to the Rhode Island Department of Environmental Management ("DEM"). The highest priority recommendations include soil gas extraction and monitoring, wetland and drainage remediation, landfill cap improvements and additional groundwater monitoring. The Town continues to work with the DEM to establish final closure requirements. Closure requirements established by DEM will be designed and bid for construction. At June 30, 2020, the preliminary total closure estimate for both landfills is \$1,800,000, which has been reported as a liability in governmental activities. The estimate may be adjusted each year due to changes in plan, inflation, technology, or applicable laws or regulations. A bond referendum was held in November 2018 to fund this project, which could also be combined with other infrastructure improvements. Immediate and more minor remediation efforts during fiscal year 2021 are to be funded from the Town's Capital Reserve, with ongoing ground water and soil gas testing funded by budgeted operational line items.

TOWN OF NORTH KINGSTOWN, RHODE ISLAND

NOTES TO BASIC FINANCIAL STATEMENTS

FOR THE YEAR ENDED JUNE 30, 2020

NOTE 13 - TAX ABATEMENTS

The Town enters into property tax abatement agreements with commercial and industrial developers to help promote economic development. The intent of these agreements is to attract or retain businesses within the Town. For fiscal year ended June 30, 2020, the Town abated property taxes totaling approximately \$136,853 under this program, which includes the following tax abatement agreements to new businesses located in a commercially zoned property or existing business that are expanding:

Lot/Plot	Property	Percentage of Taxes Abated During the Fiscal Year	Amount of Taxes Abated During the Fiscal Year	Gross Tax for FY20
79/48	Dina Realty LLC - 2nd building only	31.08%	\$ 1,707	\$ 5,493
79/175	Hill Top Warehouse LLC	20.59%	972	4,722
79/176	Dry Bridge Commerce Park LLC	20.61%	993	4,818
79/177	Dry Bridge Commerce Park LLC	20.59%	972	4,722
101/218	Lischio Development (Wendy's)	20.37%	1,844	9,053
117/2	Ocean Avenue Marina Inc - Bldg #2 & #3	15.43%	1,788	11,585
119/1	Ruff Life LLC (12/31/17 bldg u/c)	20.75%	802	3,862
129/10	Tarbox Toyota - 2nd building only	3.21%	2,774	86,303
129/18	Tarbox Hyundai	60.55%	26,804	44,265
176/63	Riverhead - Building #4 (bldg U/C=6-0%)	80.00%	10,555	13,193
179/8	Fujifilm Electronic Material USA-addition	1.76%	2,292	130,383
179/12	Supfina Machine Co -add front of building	4.79%	1,998	41,734
180/74	Compass Circle LLC	41.46%	1,133	2,733
180/75	RWT Properties 2 LLC	40.84%	1,143	2,799
180/76	RMB Properties II LLC	40.84%	1,143	2,799
180/77	PRM LLC	40.85%	1,102	2,699
180/78	PRM LLC	40.85%	1,102	2,699
180/79	Hephaestus Properties LLC	40.85%	1,102	2,699
180/80	Hephaestus Properties LLC	40.85%	1,102	2,699
180/81	MJG Realty LLC	40.85%	1,102	2,699
180/82	MJG Realty LLC	40.85%	1,102	2,699
180/83	Hephaestus Properties LLC	40.85%	1,102	2,699
180/84	Hephaestus Properties LLC	40.85%	1,102	2,699
180/85	Keller, Michael J & Michael J Jr	40.85%	1,102	2,699
180/86	Fiore Investment Corporation	40.85%	1,102	2,699
180/87	Grosvenor, Richard C	40.85%	1,102	2,699
180/88	MJG Realty LLC	40.85%	1,102	2,699
180/89	MJG Realty LLC	40.84%	1,143	2,799
181/26-10	T. Miozzi, Inc -	58.43%	574	983
182/20-10	MBQ LLC - 2nd, 3rd, and 4th building u/c 2014/ 2016/ 2018	35.23%	33,139	94,053
183/32	QP LLC = 35% complete 12/31/2015	20.00%	3,116	15,578
183/54	Montana Realty-25 Job Lot Way-Bldg 1	40.44%	1,135	2,806
185/23	Jaysea (Shoreline)	18.84%	17,627	93,547
190/103-10	Wide World Sports-land exempt/ 1 & 2 bldg only	5.49%	5,242	95,497
193/6	NORAD-new building frndt only there 2014	14.94%	4,731	31,668
			<u>\$ 136,853</u>	

TOWN OF NORTH KINGSTOWN, RHODE ISLAND

NOTES TO BASIC FINANCIAL STATEMENTS

FOR THE YEAR ENDED JUNE 30, 2020

NOTE 14 - SUBSEQUENT EVENTS

The following events have occurred subsequent to June 30, 2020 that require disclosure in the notes to the financial statements:

On July 9, 2020 the Town paid a settlement on an outstanding lawsuit related to a planning matter for \$37,500.

On September 19, 2020 the Town issued \$5.8 million of Bond Anticipation Notes that are part of the Town's \$27 million school and town improvement debt approved in 2018.

On December 2, 2020 the Town purchased all of the street lighting located in the Town from Narragansett Electric/National Grid for \$286,125. This is part of the Town's program to convert to LED streetlights. This program will require the Town to maintain the lights.

NOTE 15 - ECONOMIC UNCERTAINTIES

The COVID-19 outbreak in the United States has caused business disruption through mandated and voluntary closings of business across the country for non-essential services. While the disruption is currently expected to be temporary, there is considerable uncertainty about the duration of closings. The Town has been able to continue most of its operations in a remote environment, however, at this point, the extent to which COVID-19 may impact the Town's financial condition or results of operations is uncertain.

NOTE 16 - RESTATEMENTS

The Town recorded the following restatements at July 1, 2019:

Governmental Activities	
Net Position as originally stated at July 1, 2019	\$ (26,197,700)
Reclassification of Municipal Court to enterprise funds	(11,808)
Fixed asset restatement for assets purchased prior to fiscal year 2019	3,313,635
Restatement for payroll related liabilities not considered withholdings in prior year	<u>(357,089)</u>
Net Position at July 1, 2019, as restated	<u>\$ (23,252,962)</u>
Business Type Activities	
Net Position as originally stated at July 1, 2019	\$ 11,867,668
Fixed asset restatement for assets purchased prior to fiscal year 2019	31,764
Restatement to increase sewer assessment deferred revenue	(90,066)
Reclassification of Municipal Court to enterprise funds	<u>11,808</u>
Net Position at July 1, 2019, as restated	<u>\$ 11,821,174</u>

TOWN OF NORTH KINGSTOWN, RHODE ISLAND

NOTES TO BASIC FINANCIAL STATEMENTS

FOR THE YEAR ENDED JUNE 30, 2020

NOTE 16 - RESTATEMENTS (CONTINUED)

General Fund	
Fund Balance as originally stated at July 1, 2019	\$ 13,831,697
Restatement for payroll related liabilities not considered withholdings in prior year	<u>(357,089)</u>
Fund Balance at July 1, 2019, as restated	<u>\$ 13,474,608</u>
Nonmajor Governmental Funds	
Fund Balance as originally stated at July 1, 2019	\$ 6,148,083
Reclassification of Municipal Court to enterprise funds	<u>(11,808)</u>
Fund Balance at July 1, 2019, as restated	<u>\$ 6,136,275</u>
Water Fund	
Net Position as originally stated at July 1, 2019	\$ 13,216,152
Fixed asset restatement for assets purchased prior to fiscal year 2019	<u>31,764</u>
Net Position at July 1, 2019, as restated	<u>\$ 13,247,916</u>
Sewer Fund	
Net Position as originally stated at July 1, 2019	\$ (1,177,568)
Restatement to increase sewer assessment deferred revenue	<u>(90,066)</u>
Net Position at July 1, 2019, as restated	<u>\$ (1,267,634)</u>
Nonmajor Enterprise Funds	
Net Position as originally stated at July 1, 2019	\$ 210,822
Reclassification of Municipal Court to enterprise funds	<u>11,808</u>
Net Position at July 1, 2019, as restated	<u>\$ 222,630</u>

REQUIRED SUPPLEMENTARY INFORMATION

This section presents the Schedule of Changes and Related Ratios for the Town and School's Pension and OPEB Plans, and budgetary comparison schedules for the Town's General Fund. These schedules are not a required part of the basic financial statements, but are required supplementary information required by the Governmental Accounting Standards Board.

TOWN OF NORTH KINGSTOWN, RHODE ISLAND

REQUIRED SUPPLEMENTARY INFORMATION SCHEDULE OF CHANGES IN TOWN'S NET OPEB LIABILITY AND RELATED RATIOS

LAST THREE FISCAL YEARS

	2020	2019	2018
Total OPEB Liability			
Service cost	\$ 574,074	\$ 629,298	\$ 1,272,219
Interest	1,328,748	1,663,671	1,107,847
Change of benefit terms	--	(1,300,309)	--
Differences between expected and actual experience	--	(3,790,267)	--
Changes of assumptions	(2,112,197)	(342,722)	(9,935,659)
Benefit payments	(1,334,432)	(1,341,871)	(1,341,095)
Net change in total OPEB liability	(1,543,807)	(4,482,200)	(8,896,688)
Total OPEB Liability - Beginning	21,408,749	25,890,949	34,787,637
Total OPEB Liability - Ending	<u>\$ 19,864,942</u>	<u>\$ 21,408,749</u>	<u>\$ 25,890,949</u>
Plan Fiduciary Net Position			
Contributions - employer	\$ 1,534,432	\$ 1,457,719	\$ 2,431,147
Net investment income	55,697	81,971	19,422
Benefit payments	(1,334,432)	(1,341,871)	(1,431,147)
Administrative expenses	(3,482)	(2,821)	--
Net change in plan fiduciary net position	252,215	194,998	1,019,422
Plan Fiduciary Net Position - Beginning	1,299,996	1,104,998	85,576
Plan Fiduciary Net Position - Ending	<u>\$ 1,552,211</u>	<u>\$ 1,299,996</u>	<u>\$ 1,104,998</u>
Town's Net OPEB Liability - Ending	<u>\$ 18,312,731</u>	<u>\$ 20,108,753</u>	<u>\$ 24,785,951</u>
Plan Fiduciary Net Position as a Percentage of the Total OPEB Liability	7.81%	6.07%	4.27%
Covered Payroll	\$ 14,527,723	\$ 14,527,723	\$ 12,603,767
Town's Net OPEB Liability as a Percentage of Covered Payroll	126.05%	138.42%	196.66%

Notes:

*The information in this schedule is intended to show 10 years
- additional years will be displayed as they become available.*

The notes to the required supplementary information are an integral part of this schedule.

TOWN OF NORTH KINGSTOWN, RHODE ISLAND

REQUIRED SUPPLEMENTARY INFORMATION SCHEDULE OF CHANGES IN SCHOOL'S OPEB LIABILITY AND RELATED RATIOS

LAST THREE FISCAL YEARS

	2020	2019	2018
Total OPEB Liability			
Service cost	\$ 39,479	\$ 22,702	\$ 139,962
Interest	20,226	28,370	70,558
Differences between expected and actual experience	--	(869,061)	--
Changes of assumptions	--	(399,596)	(477,059)
Benefit payments	<u>(37,163)</u>	<u>(27,956)</u>	<u>(90,052)</u>
Net change in total OPEB liability	22,542	(1,245,541)	(356,591)
Total OPEB Liability - Beginning	<u>556,822</u>	<u>1,802,363</u>	<u>2,158,954</u>
Total OPEB Liability - Ending	<u><u>\$ 579,364</u></u>	<u><u>\$ 556,822</u></u>	<u><u>\$ 1,802,363</u></u>
 Covered Payroll	 N/A	 N/A	 N/A
 School's OPEB Liability as a Percentage of Covered Payroll	 N/A	 N/A	 N/A

Notes:

*The information in this schedule is intended to show 10 years
- additional years will be displayed as they become available.*

The notes to the required supplementary information are an integral part of this schedule.

TOWN OF NORTH KINGSTOWN, RHODE ISLAND

REQUIRED SUPPLEMENTARY INFORMATION SCHEDULE OF TOWN'S OPEB CONTRIBUTIONS

LAST THREE FISCAL YEARS

	Year Ended June 30	Actuarially Determined Contribution	Actual Contribution	Contribution (Deficiency) Excess	Covered Payroll	Actual Contribution as a % of Covered Payroll
OPEB Trust Fund - Town	2020	\$ 1,969,635	\$ 1,534,432	\$ (435,203)	\$ 14,527,723	10.56%
	2019	\$ 2,038,110	\$ 1,457,719	\$ (580,391)	\$ 14,527,723	10.03%
	2018	\$ 2,012,090	\$ 2,431,147	\$ 419,057	\$ 12,603,767	19.29%

Notes:

The information in this schedule is intended to show 10 years - additional years will be displayed as they become available.

The notes to the required supplementary information are an integral part of this schedule.

TOWN OF NORTH KINGSTOWN, RHODE ISLAND

REQUIRED SUPPLEMENTARY INFORMATION SCHEDULE OF TOWN'S OPEB INVESTMENT RETURNS

LAST THREE FISCAL YEARS

	Year Ended June 30	Money Weighted Rate of Return
OPEB Trust Fund - Town	2020	4.28%
	2019	7.42%
	2018	22.70%

Notes:

The information in this schedule is intended to show 10 years - additional years will be displayed as they become available.

The notes to the required supplementary information are an integral part of this schedule.

TOWN OF NORTH KINGSTOWN, RHODE ISLAND

REQUIRED SUPPLEMENTARY INFORMATION SCHEDULE OF CHANGES IN NET PENSION LIABILITY AND RELATED RATIOS MUNICIPAL EMPLOYEES' RETIREMENT SYSTEM – GENERAL EMPLOYEES

LAST SIX FISCAL YEARS

	Year Ended June 30, 2019	Year Ended June 30, 2018	Year Ended June 30, 2017	Year Ended June 30, 2016	Year Ended June 30, 2015	Year Ended June 30, 2014
Total Pension Liability						
Service cost	\$ 1,085,287	\$ 1,089,773	\$ 1,062,996	\$ 1,042,638	\$ 997,418	\$ 1,039,648
Interest	4,735,504	4,646,759	4,597,903	4,577,185	4,380,228	4,248,626
Changes of benefit terms	--	--	--	--	1,115,610	--
Differences between expected and actual experience	(1,665,283)	(349,873)	145,080	--	(128,199)	--
Changes of assumptions	--	--	3,303,228	(1,426,358)	--	162,324
Benefit payments	(4,133,876)	(4,099,387)	(3,992,027)	(3,862,780)	(3,660,362)	(3,689,223)
Net change in total pension liability	21,632	1,287,272	5,117,180	330,685	2,704,695	1,761,375
Total Pension Liability - Beginning	<u>69,174,347</u>	<u>67,887,075</u>	<u>62,769,895</u>	<u>62,439,210</u>	<u>59,734,515</u>	<u>57,973,140</u>
Total Pension Liability - Ending	<u>\$ 69,195,979</u>	<u>\$ 69,174,347</u>	<u>\$ 67,887,075</u>	<u>\$ 62,769,895</u>	<u>\$ 62,439,210</u>	<u>\$ 59,734,515</u>
Plan Fiduciary Net Position						
Contributions - employer	\$ 2,123,699	\$ 2,007,543	\$ 2,066,476	\$ 1,916,344	\$ 1,669,112	\$ 1,737,697
Contributions - employee	341,289	346,900	338,355	358,384	221,011	224,417
Net investment income	3,139,386	3,687,578	5,006,293	(3,387)	1,064,954	6,151,942
Benefit payments, including refunds of employee contributions	(4,133,876)	(4,099,387)	(3,992,027)	(3,862,780)	(3,660,362)	(3,689,223)
Administrative expenses	(49,061)	(49,091)	(47,297)	(52,707)	(42,261)	(38,523)
Other	(80)	245,402	(24,449)	(4,083)	570	(7,037)
Net change in plan fiduciary net position	1,421,357	2,138,945	3,347,351	(1,648,229)	(746,976)	4,379,273
Plan Fiduciary Net Position - Beginning	<u>49,280,709</u>	<u>47,141,764</u>	<u>43,794,413</u>	<u>45,442,642</u>	<u>46,189,618</u>	<u>41,810,345</u>
Plan Fiduciary Net Position - Ending	<u>\$ 50,702,066</u>	<u>\$ 49,280,709</u>	<u>\$ 47,141,764</u>	<u>\$ 43,794,413</u>	<u>\$ 45,442,642</u>	<u>\$ 46,189,618</u>
Plan's Net Pension Liability - Ending	<u>\$ 18,493,913</u>	<u>\$ 19,893,638</u>	<u>\$ 20,745,311</u>	<u>\$ 18,975,482</u>	<u>\$ 16,996,568</u>	<u>\$ 13,544,897</u>
Plan Fiduciary Net Position as a Percentage of the Total Pension Liability	73.27%	71.24%	69.44%	69.77%	72.78%	77.32%
Covered Payroll	\$ 12,045,359	\$ 11,768,609	\$ 11,745,810	\$ 11,259,586	\$ 10,996,890	\$ 10,751,271
Net Pension Liability as a Percentage of Covered Payroll	153.54%	169.04%	176.62%	168.53%	154.56%	125.98%

Notes:

The information in this schedule is intended to show 10 years - additional years will be displayed as they become available.

The notes to the required supplementary information are an integral part of this schedule.

TOWN OF NORTH KINGSTOWN, RHODE ISLAND

REQUIRED SUPPLEMENTARY INFORMATION SCHEDULE OF CHANGES IN NET PENSION LIABILITY AND RELATED RATIOS MUNICIPAL EMPLOYEES' RETIREMENT SYSTEM – POLICE EMPLOYEES

LAST SIX FISCAL YEARS

	Year Ended June 30, 2019	Year Ended June 30, 2018	Year Ended June 30, 2017	Year Ended June 30, 2016	Year Ended June 30, 2015	Year Ended June 30, 2014
Total Pension Liability						
Service cost	\$ 769,529	\$ 698,407	\$ 640,549	\$ 588,881	\$ 529,996	\$ 506,306
Interest	2,345,903	2,194,964	2,144,129	2,060,814	1,905,286	1,844,294
Changes of benefit terms	--	--	--	--	1,023,411	--
Differences between expected and actual experience	(794,471)	741,015	(133,548)	(133,325)	(17,170)	--
Changes of assumptions	--	--	1,557,061	--	--	(170,239)
Benefit payments	(1,549,110)	(1,478,246)	(1,459,517)	(1,403,155)	(1,391,341)	(1,366,622)
Net change in total pension liability	771,851	2,156,140	2,748,674	1,113,215	2,050,182	813,739
Total Pension Liability - Beginning	<u>33,902,691</u>	<u>31,746,551</u>	<u>28,997,877</u>	<u>27,884,662</u>	<u>25,834,480</u>	<u>25,020,741</u>
Total Pension Liability - Ending	<u>\$ 34,674,542</u>	<u>\$ 33,902,691</u>	<u>\$ 31,746,551</u>	<u>\$ 28,997,877</u>	<u>\$ 27,884,662</u>	<u>\$ 25,834,480</u>
Plan Fiduciary Net Position						
Contributions - employer	\$ 1,038,338	\$ 908,307	\$ 910,527	\$ 825,646	\$ 860,582	\$ 644,767
Contributions - employee	376,483	341,854	343,854	322,075	249,263	226,530
Net investment income	1,475,740	1,684,774	2,238,732	(6,619)	453,434	2,556,525
Benefit payments, including refunds of employee contributions	(1,549,110)	(1,478,246)	(1,459,517)	(1,403,155)	(1,391,341)	(1,366,622)
Administrative expenses	(23,062)	(22,429)	(21,151)	(17,805)	(18,198)	(16,009)
Other	--	--	(50)	(1)	2	471
Net change in plan fiduciary net position	1,318,389	1,434,260	2,012,395	(279,859)	153,742	2,045,662
Plan Fiduciary Net Position - Beginning	<u>22,515,278</u>	<u>21,081,018</u>	<u>19,068,623</u>	<u>19,348,482</u>	<u>19,194,740</u>	<u>17,149,078</u>
Plan Fiduciary Net Position - Ending	<u>\$ 23,833,667</u>	<u>\$ 22,515,278</u>	<u>\$ 21,081,018</u>	<u>\$ 19,068,623</u>	<u>\$ 19,348,482</u>	<u>\$ 19,194,740</u>
Plan's Net Pension Liability - Ending	<u>\$ 10,840,875</u>	<u>\$ 11,387,413</u>	<u>\$ 10,665,533</u>	<u>\$ 9,929,254</u>	<u>\$ 8,536,180</u>	<u>\$ 6,639,740</u>
Plan Fiduciary Net Position as a Percentage of the Total Pension Liability	68.74%	66.41%	66.40%	65.76%	69.39%	74.30%
Covered Payroll	\$ 3,764,820	\$ 3,418,537	\$ 3,441,963	\$ 3,244,522	\$ 3,115,788	\$ 3,008,355
Net Pension Liability as a Percentage of Covered Payroll	287.95%	333.11%	309.87%	306.03%	273.97%	220.71%

Notes:

The information in this schedule is intended to show 10 years - additional years will be displayed as they become available.

The notes to the required supplementary information are an integral part of this schedule.

TOWN OF NORTH KINGSTOWN, RHODE ISLAND

REQUIRED SUPPLEMENTARY INFORMATION SCHEDULE OF CHANGES IN NET PENSION LIABILITY AND RELATED RATIOS MUNICIPAL EMPLOYEES' RETIREMENT SYSTEM – FIRE EMPLOYEES

LAST SIX FISCAL YEARS

	Year Ended June 30, 2019	Year Ended June 30, 2018	Year Ended June 30, 2017	Year Ended June 30, 2016	Year Ended June 30, 2015	Year Ended June 30, 2014
Total Pension Liability						
Service cost	\$ 1,052,624	\$ 967,458	\$ 879,334	\$ 796,191	\$ 682,212	\$ 664,922
Interest	3,430,653	3,252,240	3,084,238	3,029,512	2,960,263	2,867,574
Changes of benefit terms	--	--	--	--	1,017,404	--
Differences between expected and actual experience	(1,738,380)	658,833	1,311,215	(782,794)	(1,597,605)	--
Changes of assumptions	--	--	2,387,812	--	--	(218,872)
Benefit payments	(2,390,625)	(2,354,088)	(2,384,429)	(2,325,181)	(2,066,701)	(2,106,121)
Net change in total pension liability	354,272	2,524,443	5,278,170	717,728	995,573	1,207,503
Total Pension Liability - Beginning	<u>49,678,332</u>	<u>47,153,889</u>	<u>41,875,719</u>	<u>41,157,991</u>	<u>40,162,418</u>	<u>38,954,915</u>
Total Pension Liability - Ending	<u>\$ 50,032,604</u>	<u>\$ 49,678,332</u>	<u>\$ 47,153,889</u>	<u>\$ 41,875,719</u>	<u>\$ 41,157,991</u>	<u>\$ 40,162,418</u>
Plan Fiduciary Net Position						
Contributions - employer	\$ 1,526,866	\$ 1,340,527	\$ 1,398,263	\$ 1,395,501	\$ 1,069,831	\$ 758,704
Contributions - employee	510,489	466,922	467,432	462,780	309,288	294,378
Net investment income	2,182,635	2,510,954	3,357,985	(10,000)	685,646	3,899,709
Benefit payments, including refunds of employee contributions	(2,390,625)	(2,354,088)	(2,384,429)	(2,325,181)	(2,066,701)	(2,106,121)
Administrative expenses	(34,109)	(33,427)	(31,725)	(26,903)	(27,520)	(24,420)
Other	(101,345)	4,974	1,549	57,957	7,145	6,333
Net change in plan fiduciary net position	1,693,911	1,935,862	2,809,075	(445,846)	(22,311)	2,828,583
Plan Fiduciary Net Position - Beginning	<u>33,556,329</u>	<u>31,620,467</u>	<u>28,811,392</u>	<u>29,257,238</u>	<u>29,279,549</u>	<u>26,450,966</u>
Plan Fiduciary Net Position - Ending	<u>\$ 35,250,240</u>	<u>\$ 33,556,329</u>	<u>\$ 31,620,467</u>	<u>\$ 28,811,392</u>	<u>\$ 29,257,238</u>	<u>\$ 29,279,549</u>
Plan's Net Pension Liability - Ending	<u>\$ 14,782,364</u>	<u>\$ 16,122,003</u>	<u>\$ 15,533,422</u>	<u>\$ 13,064,327</u>	<u>\$ 11,900,753</u>	<u>\$ 10,882,869</u>
Plan Fiduciary Net Position as a Percentage of the Total Pension Liability	70.45%	67.55%	67.06%	68.80%	71.09%	72.90%
Covered Payroll	\$ 5,104,867	\$ 4,669,199	\$ 4,662,428	\$ 4,248,619	\$ 3,792,172	\$ 3,773,677
Net Pension Liability as a Percentage of Covered Payroll	289.57%	345.28%	333.16%	307.50%	313.82%	288.39%

Notes:

The information in this schedule is intended to show 10 years - additional years will be displayed as they become available.

The notes to the required supplementary information are an integral part of this schedule.

TOWN OF NORTH KINGSTOWN, RHODE ISLAND

REQUIRED SUPPLEMENTARY INFORMATION SCHEDULE OF TOWN CONTRIBUTIONS MUNICIPAL EMPLOYEES' RETIREMENT SYSTEM

LAST SIX FISCAL YEARS

	Year Ended June 30	Actuarially Determined Contribution	Actual Contribution	Contribution (Deficiency) Excess	Covered Payroll	Actual Contribution as a % of Covered Payroll
General Employees Plan	2020	\$ 2,026,233	\$ 2,026,233	\$ --	\$ 12,406,720	16.33%
	2019	\$ 2,123,699	\$ 2,123,699	\$ --	\$ 12,045,359	17.63%
	2018	\$ 2,007,543	\$ 2,007,543	\$ --	\$ 11,768,609	17.06%
	2017	\$ 2,066,476	\$ 2,066,476	\$ --	\$ 11,745,810	17.59%
	2016	\$ 1,916,344	\$ 1,916,344	\$ --	\$ 11,259,586	17.02%
	2015	\$ 1,669,112	\$ 1,669,112	\$ --	\$ 10,996,890	15.18%
Police Employees Plan	2020	\$ 1,248,430	\$ 1,248,430	\$ --	\$ 3,877,765	32.19%
	2019	\$ 1,038,338	\$ 1,038,338	\$ --	\$ 3,764,820	27.58%
	2018	\$ 908,307	\$ 908,307	\$ --	\$ 3,418,537	26.57%
	2017	\$ 910,527	\$ 910,527	\$ --	\$ 3,441,963	26.45%
	2016	\$ 825,646	\$ 825,646	\$ --	\$ 3,244,522	25.45%
	2015	\$ 860,582	\$ 860,582	\$ --	\$ 3,115,788	27.62%
Fire Employees Plan	2020	\$ 1,633,916	\$ 1,633,916	\$ --	\$ 5,258,013	31.07%
	2019	\$ 1,526,866	\$ 1,526,866	\$ --	\$ 5,104,867	29.91%
	2018	\$ 1,340,527	\$ 1,340,527	\$ --	\$ 4,669,199	28.71%
	2017	\$ 1,398,263	\$ 1,398,263	\$ --	\$ 4,662,428	29.99%
	2016	\$ 1,395,501	\$ 1,395,501	\$ --	\$ 4,248,619	32.85%
	2015	\$ 1,069,831	\$ 1,069,831	\$ --	\$ 3,792,172	28.21%

The notes to the required supplementary information are an integral part of this schedule.

TOWN OF NORTH KINGSTOWN, RHODE ISLAND

REQUIRED SUPPLEMENTARY INFORMATION SCHEDULE OF TOWN'S PROPORTIONATE SHARE OF THE NET PENSION LIABILITY

LAST SIX FISCAL YEARS

	Year Ended June 30, 2019	Year Ended June 30, 2018	Year Ended June 30, 2017	Year Ended June 30, 2016	Year Ended June 30, 2015	Year Ended June 30, 2014
Town's proportion of the net pension liability	1.67%	1.67%	1.67%	1.76%	1.69%	1.72%
Town's proportionate share of the net pension liability	\$ 53,382,581	\$ 53,227,391	\$ 52,602,454	\$ 52,412,244	\$ 46,548,312	\$ 41,903,775
State's proportionate share of the net pension liability associated with the Town	<u>39,989,081</u>	<u>39,703,810</u>	<u>39,754,817</u>	<u>35,894,691</u>	<u>31,800,346</u>	<u>28,735,349</u>
Total	<u>\$ 93,371,662</u>	<u>\$ 92,931,201</u>	<u>\$ 92,357,271</u>	<u>\$ 88,306,935</u>	<u>\$ 78,348,658</u>	<u>\$ 70,639,124</u>
Town's covered payroll	<u>\$ 30,535,792</u>	<u>\$ 30,233,457</u>	<u>\$ 30,202,110</u>	<u>\$ 29,671,738</u>	<u>\$ 24,366,583</u>	<u>\$ 27,457,413</u>
Town's proportionate share of the net pension liability as a percentage of its covered payroll	174.82%	176.05%	174.17%	176.64%	191.03%	152.61%
Plan fiduciary net position as a percentage of the total pension liability	54.60%	54.30%	54.00%	54.06%	57.55%	61.40%

Notes:

- 1.) The amounts presented for each fiscal year were determined as of 6/30 measurement date prior to the fiscal year-end.
- 2.) Schedule is intended to show information for 10 years - additional years will be displayed as they become available.

The notes to the required supplementary information are an integral part of this schedule.

TOWN OF NORTH KINGSTOWN, RHODE ISLAND

REQUIRED SUPPLEMENTARY INFORMATION SCHEDULE OF TOWN'S CONTRIBUTIONS

LAST SIX FISCAL YEARS

	2020	2019	2018	2017	2016	2015
Actuarially determined contribution	\$ 4,389,316	\$ 4,066,500	\$ 3,768,742	\$ 3,991,302	\$ 3,962,561	\$ 3,684,342
Contributions in relation to the actuarially determined contribution	<u>4,389,316</u>	<u>4,066,500</u>	<u>3,768,742</u>	<u>3,991,302</u>	<u>3,962,561</u>	<u>3,684,342</u>
Contribution deficiency (excess)	<u>\$ --</u>	<u>\$ --</u>	<u>\$ --</u>	<u>\$ --</u>	<u>\$ --</u>	<u>\$ --</u>
Covered payroll	<u>\$30,535,792</u>	<u>\$30,233,457</u>	<u>\$30,202,110</u>	<u>\$29,671,738</u>	<u>\$24,366,583</u>	<u>\$ 27,457,413</u>
Contributions as a percentage of covered payroll	14.37%	13.45%	12.48%	13.45%	16.26%	13.42%

Notes:

1.) Employers participating in the State Employee's Retirement System are required by RI General Laws, Section 36-10-2, to contribute an actuarially determined contribution rate each year.

2.) Schedule is intended to show information for 10 years - additional years will be displayed as they become available.

The notes to the required supplementary information are an integral part of this schedule.

TOWN OF NORTH KINGSTOWN, RHODE ISLAND

NOTES TO REQUIRED SUPPLEMENTARY INFORMATION

FOR THE YEAR ENDED JUNE 30, 2020

OTHER POSTEMPLOYMENT BENEFITS (OPEB) PLAN

The amounts presented for each fiscal year were determined as of the June 30 fiscal year-end.

The schedules are intended to show information for 10 years; additional years will be displayed as they become available.

The following actuarial methods and assumptions were used to determine contribution amounts:

- Actuarial cost method – Entry Age Normal
- Participation – 100% of eligible school retirees and eligible Town employees are assumed to elect medical and dental coverage
- Health Care Cost Trend Rates – Medical 8.00% per year in 2020, decreasing to an ultimate rate of 5.50% in 2023 and later for Town, Medical 8.00% per year in 2020, decreasing to an ultimate rate of 5.00% in 2023 and later for School
- Discount rate – The discount rate used to measure the OPEB liability 7.50% for Town (previously 6.25%), 3.50% for School. The projection of cash flows used to determine the discount rate assumed that contributions will be made at rates equal to and above the expected benefit payments. Based on those assumptions, the OPEB plan's net fiduciary position was projected to be available to make all projected future benefit payments of current plan members. Therefore, the long-term expected rate of return on plan investments was applied to all periods of projected payments to determine the total OPEB liability.

MUNICIPAL PLAN (MERS) AND TEACHERS' PLAN (ERS)

The amounts presented for each fiscal year were determined as of the June 30 measurement date prior to the fiscal year end. The schedules are intended to show information for 10 years – additional years will be displayed as they become available.

Employers participating in the State Employee's Retirement System are required by RI General Laws, Section 36-10-2, to contribute an actuarially determined contribution rate each year.

Employers participating in the Municipal Employee's Retirement System are required by RI General Laws, Section 45-21-42, to contribute an actuarially.

June 30, 2019 measurement date –

There were no changes in actuarial methods or assumptions reflected in the calculation of the net pension liability (asset) of the plans as of the June 30, 2019 measurement date compared to the June 30, 2018 measurement date.

TOWN OF NORTH KINGSTOWN, RHODE ISLAND

NOTES TO REQUIRED SUPPLEMENTARY INFORMATION

FOR THE YEAR ENDED JUNE 30, 2020

MUNICIPAL PLAN (MERS) AND TEACHERS' PLAN (ERS) (CONTINUED)

June 30, 2018 measurement date –

There were no changes in actuarial methods or assumptions reflected in the calculation of the net pension liability (asset) of the plans as of the June 30, 2018 measurement date compared to the June 30, 2017 measurement date.

June 30, 2017 measurement date –

As part of the 2017 Actuarial Experience Investigation Study for the six-year period ending June 30, 2016 as approved by the System Board on May 15, 2017, certain assumptions were modified and reflected in the determination of the net pension liability (asset) at the June 30, 2017 measurement date. The following summarizes the more significant changes in assumptions:

- Decreased the general inflation assumption from 2.75% to 2.50%;
- Decreased the nominal investment return assumption from 7.50% to 7.00%;
- Decreased the general wage growth assumption from 3.25% to 3.00%;
- Decreased salary increase assumptions; and
- Updated the post-retirement mortality tables to variants of the RP-2014 table. For the improvement scale, update to the ultimate rates of the MP-2016 projection scale.

June 30, 2016 measurement date –

There were no changes in actuarial methods or assumptions reflected in the calculation of the net pension liability (asset) of the plans as of the June 30, 2016 measurement date compared to the June 30, 2015 measurement date.

June 30, 2015 measurement date –

There were no changes in actuarial methods or assumptions reflected in the calculation of the net pension liability (asset) of the plans as of the June 30, 2015 measurement date compared to the June 30, 2014 measurement date.

The June 30, 2015 measurement date determination of the net pension liability for the ERS and MERS plans reflects changes in benefit changes resulting from the settlement of litigation challenging the various pension reform measures enacted in previous years by the General Assembly. The final settlement approved by the Court on July 8, 2015 also included enactment of the pension settlement provisions by the General Assembly. These amended benefit provisions, are summarized below:

TOWN OF NORTH KINGSTOWN, RHODE ISLAND

NOTES TO REQUIRED SUPPLEMENTARY INFORMATION

FOR THE YEAR ENDED JUNE 30, 2020

MUNICIPAL PLAN (MERS) AND TEACHERS' PLAN (ERS) (CONTINUED)

- Employees with more than 20 years of service at July 1, 2012 will increase their employee contribution rates to 11% for state employees and municipal general employees will contribute 8.25% (9.25% for units with a COLA provision) and participate solely in the defined benefit plan going forward – service credit accruals will increase from 1% to 2% per year.
- Members are eligible to retire upon the attainment of: age 65 with 30 years of service, 64 with 31 years of service, 63 with 32 years of service, or 62 with 33 years of service. Members may retire earlier if their RIRSA date is earlier or are eligible under a transition rule.
- MERS public safety employees may retire at age 50 with 25 years of service, or any age with 27 years of service. MERS public safety employees will contribute 9.00% (10.00% for units with a COLA provision).
- Employees with more than 10 but less than 20 years of service at July 1, 2012 will receive an increased employer contribution to the defined contribution plan. Also, members who earn less than \$35,000 per year will not be required to pay the administrative fees to the defined contribution plan.
- Members who retired from a COLA eligible plan before July 1, 2012 will received a one-time cost of living adjustment of 2% of the first \$25,000 paid as soon as administratively possible.
- Retirees as of June 30, 2015 will receive two \$500 stipends; the interim cost of living increases will occur at 4 year rather than 5 year intervals.
- The COLA formula was adjusted to: 50% of the COLA is calculated by taking the previous 5-year average investment return, less 5.5% (5yr Return - 5.5%, with a max of 4%) and 50% calculated using previous year's CPI-U (max of 3%) for a total max COLA of 3.5%. This COLA is calculated on the first \$25,855, effective 01/01/16, and indexed as of that date as well. (The indexing formula is run annually regardless of funding level each year.)
- Minor adjustments were made to the actuarial reduction for employees choosing to retire early.

TOWN OF NORTH KINGSTOWN, RHODE ISLAND

REQUIRED SUPPLEMENTARY INFORMATION SCHEDULE OF REVENUES AND EXPENDITURES BUDGET AND ACTUAL (NON-GAAP BUDGETARY BASIS)

GENERAL FUND

FOR THE YEAR ENDED JUNE 30, 2020

	Original Budget	Final Budget	Actual (Budgetary Basis)	Variance with Final Budget Positive (Negative)
Revenues				
Property tax	\$ 85,091,400	\$ 85,091,400	\$ 85,323,103	\$ 231,703
Intergovernmental	3,865,471	3,865,471	4,267,290	401,819
Licenses and permits	121,036	121,036	111,494	(9,542)
Investment income	--	225,000	427,654	202,654
Departmental	2,134,724	1,909,724	2,990,434	1,080,710
Other	506,500	506,500	1,391,254	884,754
Total Revenues	<u>91,719,131</u>	<u>91,719,131</u>	<u>94,511,229</u>	<u>2,792,098</u>
Expenditures				
Town council	89,614	89,614	29,604	60,010
Town manager	312,755	312,755	256,971	55,784
Town clerk and elections	652,739	652,739	558,134	94,605
Town solicitor	215,000	215,000	198,533	16,467
Finance	2,944,817	2,944,817	3,446,734	(501,917)
Information systems	781,280	781,280	702,394	78,886
Assessor	275,407	275,407	248,030	27,377
Planning	826,199	826,199	606,889	219,310
General operating	812,000	812,000	1,040,292	(228,292)
Code enforcement	500,335	500,335	510,650	(10,315)
Fire	10,004,634	10,004,634	9,901,236	103,398
Police, harbor and animal control	8,885,386	8,885,386	9,325,119	(439,733)
Public works	5,213,179	5,213,179	4,795,768	417,411
Senior citizens	602,120	602,120	525,230	76,890
Contributions	178,238	178,238	178,238	--
Quonset development	703,933	703,933	703,933	--
Total Expenditures	<u>32,997,636</u>	<u>32,997,636</u>	<u>33,027,755</u>	<u>(30,119)</u>
Excess of Revenues Over Expenditures Before				
Other Financing Sources (Uses)	<u>58,721,495</u>	<u>58,721,495</u>	<u>61,483,474</u>	<u>2,761,979</u>
Other Financing Sources (Uses)				
Transfers in	925,498	925,498	1,179,063	253,565
Transfers out	(59,646,993)	(59,646,993)	(60,572,244)	(925,251)
Total Other Financing Sources (Uses)	<u>(58,721,495)</u>	<u>(58,721,495)</u>	<u>(59,393,181)</u>	<u>(671,686)</u>
Excess of Revenues and Other Financing Sources Over				
Expenditures and Other Financing Uses - Budgetary Basis	<u>\$ --</u>	<u>\$ --</u>	<u>\$ 2,090,293</u>	<u>\$ 2,090,293</u>

The notes to the required supplementary information are an integral part of this schedule.

TOWN OF NORTH KINGSTOWN, RHODE ISLAND

REQUIRED SUPPLEMENTARY INFORMATION SCHEDULE OF REVENUES AND EXPENDITURES BUDGET AND ACTUAL (NON-GAAP BUDGETARY BASIS)

SCHOOL UNRESTRICTED FUND

FOR THE YEAR ENDED JUNE 30, 2020

	Original Budget	Final Budget	Actual (Budgetary Basis)	Variance with Final Budget Positive (Negative)
Revenues				
State aid	\$ 10,383,487	\$ 10,486,289	\$ 10,033,737	\$ (452,552)
Medicaid	400,000	400,000	566,207	166,207
Tuition	3,691,000	3,691,000	3,816,770	125,770
Other revenues	10,500	10,500	191,538	181,038
Total Revenues	<u>14,484,987</u>	<u>14,587,789</u>	<u>14,608,252</u>	<u>20,463</u>
Expenditures				
Salaries	38,069,691	38,068,991	38,355,048	(286,057)
Fringe benefits	15,371,053	14,969,410	14,726,259	243,151
Professional services	12,159,836	11,481,654	10,484,630	997,024
Supplies and materials	2,192,575	2,206,129	1,902,748	303,381
Capital outlay	400,045	1,506,405	1,320,409	185,996
Debt services	147,530	210,943	149,988	60,955
Total Expenditures	<u>68,340,730</u>	<u>68,443,532</u>	<u>66,939,082</u>	<u>1,504,450</u>
Deficiency of Revenues Under Expenditures				
Before Other Financing Sources (Uses)	<u>(53,855,743)</u>	<u>(53,855,743)</u>	<u>(52,330,830)</u>	<u>1,524,913</u>
Other Financing Sources (Uses)				
Operating transfer from Town	53,810,743	53,810,743	53,810,743	--
Transfers in	45,000	45,000	606,056	561,056
Transfers out	--	--	(259,932)	(259,932)
Total Other Financing Sources (Uses)	<u>53,855,743</u>	<u>53,855,743</u>	<u>54,156,867</u>	<u>301,124</u>
Excess of Revenues and Other Financing Sources				
Over Expenditures and Other Financing Uses	<u>\$ --</u>	<u>\$ --</u>	<u>\$ 1,826,037</u>	<u>\$ 1,826,037</u>

The notes to the required supplementary information are an integral part of this schedule.

TOWN OF NORTH KINGSTOWN, RHODE ISLAND

NOTES TO THE BUDGETARY COMPARISON SCHEDULES

FOR THE YEAR ENDED JUNE 30, 2020

BUDGETARY DATA AND BUDGETARY COMPLIANCE

Adoption

The Town Manager shall submit to the Council not later than the fiftieth day preceding the first Wednesday in May, a proposed budget of anticipated revenues and proposed expenditures after a review of estimated requirements from department heads. Town Council conducts all-day Public Work Sessions to discuss the Town Manager's Proposed Budget, which is not a Charter requirement.

The Council has two weeks to give preliminary approval to the Town Manager's budget, which the Council may revise. Approximately three weeks after preliminary approval by the Council, two (2) public hearings are held (one for school portion and one for all other budgets). After preliminary approval of the budget, any qualified elector may circulate a petition requesting that the Council increase or decrease the budget. At least 50 signatures, validated by the Board of Canvassers, are required. The Council is required to consider and vote on each valid petition.

On or before the first Wednesday in May, the Council is required to make any final changes to the budget by a majority vote and consider any petitions. Following final approval, the budget is published and copies are available for the public. After final approval by the Council, any qualified elector may circulate a petition requesting a referendum for either an increase or decrease to the total appropriation for a specific fund. Petition forms approved by the Town Clerk must be returned before the 20th day following the first Wednesday in May. Each valid petition with no less than 300 signatures, along with the Council's final adopted budget, is presented to the voters for a referendum vote on the second Saturday in June.

Budgetary to GAAP Basis Reconciliation

Annual operating budgets are in conformity with the legal enacted budgetary basis, which differs from accounting principles generally accepted in the United States of America ("U.S. GAAP") in the several regards. Budgets are adopted on the modified accrual basis with certain exceptions. Budgetary revenues may include re-appropriations from fund equity previously recognized under the U.S. GAAP. Budgetary expenditures and expenses include expenses for capital assets additions, debt service issuance costs and debt service principal payments not recognized under U.S. GAAP but exclude depreciation and amortization, U.S. GAAP basis expense.

TOWN OF NORTH KINGSTOWN, RHODE ISLAND

NOTES TO THE BUDGETARY COMPARISON SCHEDULES

FOR THE YEAR ENDED JUNE 30, 2020

BUDGETARY DATA AND BUDGETARY COMPLIANCE (CONTINUED)

Budgetary to GAAP Basis Reconciliation (Continued)

The following reconciliations summarize the differences between the budgetary basis and U.S. GAAP basis for the year ended June 30, 2020 for the General Fund:

Excess of Revenues and Other Financing Sources Over Expenditures and Other Financing Uses - Budgetary Basis	\$	2,090,293
Prior year encumbrances		(136,172)
Current year encumbrances		<u>177,389</u>
Excess of Revenues and Other Financing Sources Over Expenditures and Other Financing Uses - GAAP Basis	\$	<u>2,131,510</u>

The following reconciliations summarize the differences between the budgetary basis and U.S. GAAP basis for the year ended June 30, 2020 for the School Unrestricted Fund:

Excess of Revenues and Other Financing Sources Over Expenditures and Other Financing Uses	\$	1,826,037
ERSRI on behalf pension revenue		3,261,477
ERSRI on behalf pension expenditures		(3,261,477)
Prior year encumbrances		(117,994)
Current year encumbrances		<u>664,369</u>
Excess of Revenues and Other Financing Sources Under Expenditures and Other Financing Uses - GAAP Basis - School Unrestricted Fund		2,372,412
Unbudgeted school restricted activity		<u>87,251</u>
Excess of Revenues and Other Financing Sources Under Expenditures and Other Financing Uses - GAAP Basis - School Department Fund	\$	<u>2,459,663</u>

OTHER SUPPLEMENTARY INFORMATION

This section presents the Tax Collector's Annual Report, budgetary comparison schedules for the School Unrestricted Fund, Town Debt Service Fund, and Town Library Fund, Annual Supplemental Transparency Portal (MTP2), and Combining Non-Major Governmental Funds, Combining School Department Funds, Combining Non-Major Proprietary Funds, Combining Employee Benefit Trust Funds, Combining Non-Major Private Purpose Funds, and Combining Agency Funds. These schedules are not a required part of the basic financial statements.

TOWN OF NORTH KINGSTOWN, RHODE ISLAND

TAX COLLECTOR'S ANNUAL REPORT

FOR THE YEAR ENDED JUNE 30, 2020

Real estate and personal property taxes receivable:

									FY 2020 Collections Summary			
Fiscal Year	July 1, 2019	Current Year Assessment	Additions	Abatements	Refunds / Adjustments	Amount to be Collected	FY 2020 Collections	June 30, 2020	July - August 2019 (FY19) Collections Subject to 60-day FY19 Accrual	September - June 2020 Collections	Total FY 2020 Collections	July - August 2020 (FY 20) Collections Subject to 60-day FY20 Accrual
2020	\$ --	\$ 82,016,265	\$275,551	\$ (132,625)	\$ (9,504)	\$ 82,149,686	\$ 80,318,105	\$ 1,831,581	\$ --	\$ 80,318,105	\$ 80,318,105	\$ 693,217
2019	1,579,371	--	--	(11,560)	3,744	1,571,555	1,291,011	280,544	519,276	771,735	1,291,011	39,649
2018	192,576	--	--	(496)	4,722	196,802	77,641	119,161	41,447	36,194	77,641	3,825
2017	177,793	--	--	(513)	(853)	176,427	35,814	140,613	6,455	29,359	35,814	1,179
2016	165,935	--	--	--	--	165,935	24,886	141,049	2,331	22,555	24,886	609
2015	121,715	--	--	--	(4,357)	117,358	19,662	97,696	1,295	18,367	19,662	416
2014	95,936	--	--	--	7	95,943	6,450	89,493	1,722	4,728	6,450	316
2013	70,880	--	--	--	3,862	74,742	(1,255)	75,997	399	(1,654)	(1,255)	476
2012	79,329	--	--	--	58	79,387	3,032	76,355	785	2,247	3,032	217
2011 and prior	174,283	--	--	(50,404)	(882)	122,997	2,861	120,136	915	1,946	2,861	363
	<u>\$ 2,657,818</u>	<u>\$ 82,016,265</u>	<u>\$275,551</u>	<u>\$ (195,598)</u>	<u>\$ (3,203)</u>	<u>\$ 84,750,832</u>	<u>\$ 81,778,208</u>	<u>\$ 2,972,625</u>	<u>\$ 574,625</u>	<u>\$ 81,203,583</u>	<u>\$ 81,778,208</u>	<u>\$ 740,267</u>
Allowance for Uncollectible Accounts	(89,240)							(76,582)				
Net Property Tax Receivable	<u>\$ 2,568,578</u>							<u>\$ 2,896,043</u>				

TOWN OF NORTH KINGSTOWN, RHODE ISLAND

TAX COLLECTOR'S ANNUAL REPORT (CONTINUED)

FOR THE YEAR ENDED JUNE 30, 2020

Schedule of Net Assessed Property, Value by Category			Reconciliation of Current Year Property Tax Revenue	
Description of Property	Valuations			
	December 31, 2018	Levy July 1, 2019		
Real Property	\$ 4,454,653,145	\$ 74,571,878	Current Year Collections	\$ 81,778,208
Motor Vehicle	273,993,367	4,589,659	July - August 2020 Collections	
Tangible	167,546,090	2,854,728	Subject to 60-day FY 20 Accrual	<u>740,267</u>
Total	4,896,192,602	82,016,265		82,518,474
Exemptions	<u>(157,396,002)</u>	<u>--</u>	July - August 2019 Collections	
			Subject to 60-day FY19 Accrual	<u>(574,625)</u>
Net Assessed Value	<u>\$ 4,738,796,600</u>	<u>\$ 82,016,265</u>	Current Year Property Tax Revenue	81,943,849
			Interest and penalties	275,417
			Current Year Payment in Lieu of Taxes	<u>3,103,837</u>
			Current year general fund tax revenue	<u>\$ 85,323,103</u>

TOWN OF NORTH KINGSTOWN, RHODE ISLAND

ANNUAL SUPPLEMENTAL TRANSPARENCY REPORT (MTP2)

FISCAL YEAR ENDED JUNE 30, 2020

<u>REVENUE</u>	<u>Municipal</u>	<u>Education Department</u>
Current Year Levy Tax Collection	\$ 81,011,323	\$ -
Last Year's Levy Tax Collection	794,180	-
Prior Years Property Tax Collection	121,144	-
Interest & Penalty	382,619	-
PILOT & Tax Treaty (excluded from levy) Collection	3,013,837	-
Other Local Property Taxes	-	-
Licenses and Permits	656,607	-
Fines and Forfeitures	219,547	-
Investment Income	427,654	-
Departmental	3,239,189	-
Rescue Run Revenue	969,822	-
Police & Fire Detail	1,398,274	-
Other Local Non-Property Tax Revenues	646,807	-
Tuition	-	3,816,770
Impact Aid	-	-
Medicaid	-	566,207
Federal Stabilization Funds	-	-
Federal Food Service Reimbursement	-	647,491
CDBG	-	-
COPS Grants	-	-
SAFER Grants	491,835	-
Other Federal Aid Funds	-	1,651,888
COVID - ESSER	-	452,518
COVID - CRF	-	-
COVID - CDBG	-	-
COVID - FEMA	-	-
COVID - Other	20,010	-
MV Excise Tax Reimbursement	192,589	-
State PILOT Program	1,136	-
Distressed Community Relief Fund	-	-
Library Resource Aid	297,091	-
Library Construction Aid	-	-
Public Service Corporation Tax	329,948	-
Meals & Beverage Tax / Hotel Tax	740,396	-
LEA Aid	-	10,033,771
Group Home	-	-
Housing Aid Capital Projects	69,686	216,985
Housing Aid Bonded Debt	1,215,688	-
State Food Service Revenue	-	11,943
Incentive Aid	-	-
Property Revaluation Reimbursement	-	-
Other State Revenue	630,893	122,475
Motor Vehicle Phase Out	596,570	-
Other Revenue	1,391,255	1,177,151
Local Appropriation for Education	-	53,810,743
Regional Appropriation for Education	-	-
Supplemental Appropriation for Education	-	-
Regional Supplemental Appropriation for Education	-	-
Other Education Appropriation	-	-
Rounding	-	-
Total Revenue	\$ 98,858,098	\$ 72,507,942
Financing Sources: Transfer from Capital Funds	\$ -	\$ -
Financing Sources: Transfer from Other Funds	1,204,811	-
Financing Sources: Debt Proceeds	-	-
Financing Sources: Other	515,438	-
Rounding	-	-
Total Other Financing Sources	\$ 1,720,249	\$ -

TOWN OF NORTH KINGSTOWN, RHODE ISLAND
ANNUAL SUPPLEMENTAL TRANSPARENCY REPORT (MTP2)

FISCAL YEAR ENDED JUNE 30, 2020

<u>EXPENDITURES</u>	<u>General</u> <u>Government</u>	<u>Finance</u>	<u>Social</u> <u>Services</u>	<u>Centralized</u> <u>IT</u>	<u>Planning</u>	<u>Libraries</u>	<u>Public</u> <u>Works</u>	<u>Parks and</u> <u>Rec</u>	<u>Police</u> <u>Department</u>
Compensation- Group A	\$ 538,205	\$ 993,815	\$ 350,859	\$ 152,720	\$ 681,332	\$ 832,868	\$ 1,739,977	\$ 803,401	\$ 4,792,765
Compensation - Group B	-	-	-	-	-	-	-	-	108,976
Compensation - Group C	-	-	-	-	-	-	-	-	-
Compensation -Volunteer	-	-	-	-	-	-	-	-	-
Overtime- Group A	25,349	16,623	-	-	4,720	13,456	119,269	10,090	291,953
Overtime - Group B	-	-	-	-	-	-	-	-	-
Overtime - Group C	-	-	-	-	-	-	-	-	-
Police & Fire Detail	-	-	-	-	-	-	-	-	632,776
Active Medical Insurance - Group A	66,644	144,002	46,882	14,327	110,555	129,568	332,017	72,727	671,978
Active Medical Insurance- Group B	-	-	-	-	-	-	-	-	16,405
Active Medical Insurance- Group C	-	-	-	-	-	-	-	-	-
Active Dental insurance- Group A	3,204	7,576	3,238	604	6,058	6,802	16,850	4,156	33,092
Active Dental Insurance- Group B	-	-	-	-	-	-	-	-	815
Active Dental Insurance- Group C	-	-	-	-	-	-	-	-	-
Payroll Taxes	41,348	82,224	25,370	11,388	50,254	62,872	136,140	63,432	460,531
Life Insurance	1,596	2,532	1,254	527	1,827	2,944	6,333	1,649	14,797
State Defined Contribution- Group A	3,880	7,571	3,333	1,517	5,566	8,041	15,757	4,632	4,029
State Defined Contribution - Group B	-	-	-	-	-	-	-	-	-
State Defined Contribution - Group C	-	-	-	-	-	-	-	-	-
Other Benefits- Group A	13,067	141,085	-	-	-	4,434	16,896	56,126	64,698
Other Benefits- Group B	-	-	-	-	-	-	-	-	-
Other Benefits- Group C	-	-	-	-	-	-	-	-	-
Local Defined Benefit Pension- Group A	-	-	-	-	-	-	-	-	-
Local Defined Benefit Pension - Group B	-	-	-	-	-	-	-	-	-
Local Defined Benefit Pension - Group C	-	-	-	-	-	-	-	-	-
State Defined Benefit Pension- Group A	81,992	132,761	60,142	27,069	107,195	136,258	291,951	85,376	1,308,248
State Defined Benefit Pension - Group B	-	-	-	-	-	-	-	-	33,476
State Defined Benefit Pension - Group C	-	-	-	-	-	-	-	-	-
Other Defined Benefit / Contribution	-	-	-	-	-	-	-	-	-
Purchased Services	265,089	101,219	6,266	17,100	136,670	52,033	544,789	187,940	57,302
Materials/Supplies	24,088	75,996	7,762	-	5,621	173,847	60,822	245,668	39,000
Software Licenses	-	-	-	-	-	21,669	-	-	-
Capital Outlays	243,860	-	-	-	-	-	730,051	6,585	185,417
Insurance	390,920	-	-	-	-	-	-	-	-
Maintenance	6,439	43,211	-	476,291	9,860	42,136	563,595	21,006	53,876
Vehicle Operations	-	-	6,756	-	651	-	343,125	58,387	98,055
Utilities	112,029	-	7,337	-	-	83,662	209,372	178,120	119,495
Contingency	-	-	-	-	-	-	-	-	-
Street Lighting	-	-	-	-	-	-	416,027	-	-
Revaluation	-	-	-	-	-	-	-	-	-
Snow Removal-Raw Material & External Contracts	-	-	-	-	-	-	123,000	-	-
Trash Removal & Recycling	-	-	-	-	-	-	304,959	-	-
Claims & Settlements	-	-	-	-	-	-	-	-	-
Community Support	178,238	-	-	-	-	-	-	-	-
Other Operation Expenditures	87,549	37,723	5,266	852	7,873	154,070	27,445	649,534	20,952
Tipping Fees	-	-	-	-	-	-	445,000	-	-
Local Appropriation for Education	-	-	-	-	-	-	-	-	-
Regional Appropriation for Education	-	-	-	-	-	-	-	-	-
Supplemental Appropriation for Education	-	-	-	-	-	-	-	-	-
Regional Supplemental Appropriation for Education	-	-	-	-	-	-	-	-	-
Other Education Appropriation	-	-	-	-	-	-	-	-	-
Municipal Debt- Principal	-	-	-	-	-	-	-	-	-
Municipal Debt- Interest	-	-	-	-	-	-	-	-	-
School Debt- Principal	-	-	-	-	-	-	-	-	-
School Debt- Interest	-	-	-	-	-	-	-	-	-
Retiree Medical Insurance- Total	-	-	-	-	-	-	-	-	-
Retiree Dental Insurance- Total	-	-	-	-	-	-	-	-	-
OPEB Contribution- Total	-	-	-	-	-	-	-	-	-
Rounding	-	-	-	-	-	-	-	-	-
Total Expenditures	\$ 2,083,498	\$ 1,786,338	\$ 524,464	\$ 702,394	\$ 1,128,183	\$ 1,724,662	\$ 6,443,371	\$ 2,448,829	\$ 9,008,634

TOWN OF NORTH KINGSTOWN, RHODE ISLAND

ANNUAL SUPPLEMENTAL TRANSPARENCY REPORT (MTP2)

FISCAL YEAR ENDED JUNE 30, 2020

EXPENDITURES	Fire Department	Centralized Dispatch	Public Safety Other	Education Appropriation	Debt	OPEB	Total Municipal	Education Department
Compensation- Group A	\$ 5,608,398	\$ 8,555	\$ 133,011	\$ -	\$ -	\$ -	\$ 16,635,904	\$ 30,218,111
Compensation - Group B	108,943	-	-	-	-	-	217,919	3,618,329
Compensation - Group C	-	-	-	-	-	-	-	5,762,183
Compensation - Volunteer	-	-	-	-	-	-	-	-
Overtime- Group A	464,648	207	3,223	-	-	-	949,538	259
Overtime - Group B	-	-	-	-	-	-	-	-
Overtime - Group C	-	-	-	-	-	-	-	127,916
Police & Fire Detail	5,756	-	-	-	-	-	638,532	-
Active Medical Insurance - Group A	858,870	-	27,289	-	-	-	2,474,859	3,722,690
Active Medical Insurance- Group B	16,977	-	-	-	-	-	33,382	214,695
Active Medical Insurance- Group C	-	-	-	-	-	-	-	1,783,101
Active Dental Insurance- Group A	41,420	-	1,522	-	-	-	124,522	181,503
Active Dental Insurance- Group B	-	-	-	-	-	-	815	12,073
Active Dental Insurance- Group C	-	-	-	-	-	-	-	98,506
Payroll Taxes	423,619	646	9,929	-	-	-	1,367,754	2,978,307
Life Insurance	16,644	42	425	-	-	-	50,569	38,493
State Defined Contribution- Group A	470	51	1,147	-	-	-	55,993	191,238
State Defined Contribution - Group B	-	-	-	-	-	-	-	27,407
State Defined Contribution - Group C	-	-	-	-	-	-	-	47,076
Other Benefits- Group A	93,086	-	444	-	-	-	389,834	402,904
Other Benefits- Group B	-	-	-	-	-	-	-	25,254
Other Benefits- Group C	-	-	-	-	-	-	-	3,731
Local Defined Benefit Pension- Group A	-	-	-	-	-	-	-	-
Local Defined Benefit Pension - Group B	-	-	-	-	-	-	-	-
Local Defined Benefit Pension - Group C	-	-	-	-	-	-	-	-
State Defined Benefit Pension- Group A	1,520,008	1,491	20,473	-	-	-	3,772,962	4,245,933
State Defined Benefit Pension - Group B	34,512	-	-	-	-	-	67,988	505,731
State Defined Benefit Pension - Group C	-	-	-	-	-	-	-	865,665
Other Defined Benefit / Contribution	-	-	-	-	-	-	-	-
Purchased Services	1,828	-	529,857	-	-	-	1,900,092	8,051,497
Materials/Supplies	180,942	-	5,225	-	-	-	818,972	1,285,932
Software Licenses	-	-	-	-	-	-	21,669	692,722
Capital Outlays	713,743	-	-	-	-	-	1,879,656	779,897
Insurance	-	-	-	-	-	-	390,920	369,345
Maintenance	165,161	-	510	-	-	-	1,382,085	2,237,067
Vehicle Operations	175,058	-	980,454	-	-	-	1,662,485	234,558
Utilities	85,363	-	-	-	-	-	795,379	1,134,292
Contingency	-	-	-	-	-	-	-	-
Street Lighting	-	-	-	-	-	-	416,027	-
Revelation	-	-	-	-	-	-	-	-
Snow Removal-Raw Material & External Contracts	-	-	-	-	-	-	123,000	-
Trash Removal & Recycling	-	-	-	-	-	-	304,959	-
Claims & Settlements	-	-	-	-	-	-	-	72,309
Community Support	-	-	-	-	-	-	178,238	150
Other Operation Expenditures	150,376	-	-	-	-	-	1,141,641	266,788
Tipping Fees	-	-	-	-	-	-	445,000	-
Local Appropriation for Education	-	-	-	53,810,743	-	-	53,810,743	-
Regional Appropriation for Education	-	-	-	-	-	-	-	-
Supplemental Appropriation for Education	-	-	-	-	-	-	-	-
Regional Supplemental Appropriation for Education	-	-	-	-	-	-	-	-
Other Education Appropriation	-	-	-	-	-	-	-	-
Municipal Debt- Principal	-	-	-	-	2,668,186	-	2,668,186	-
Municipal Debt- Interest	-	-	-	-	821,974	-	821,974	-
School Debt- Principal	-	-	-	-	735,000	-	735,000	-
School Debt- Interest	-	-	-	-	426,561	-	426,561	-
Retiree Medical Insurance- Total	-	-	-	-	-	-	-	14,035
Retiree Dental Insurance- Total	-	-	-	-	-	-	-	1,072
OPEB Contribution- Total	-	-	-	-	-	1,509,353	1,509,353	-
Rounding	-	-	-	-	-	-	-	-
Total Expenditures	\$ 10,665,821	\$ 10,991	\$ 1,713,507	\$ 53,810,743	\$ 4,651,721	\$ 1,509,353	\$ 98,212,510	\$ 70,210,769

Financing Uses: Transfer to Capital Funds	\$ -	\$ -
Financing Uses: Transfer to Other Funds	1,613,560	-
Financing Uses: Payment to Bond Escrow Agent	-	-
Financing Uses: Other	-	-
Total Other Financing Uses	\$ 1,613,560	\$ -
Net Change in Fund Balance¹	752,277	2,297,173
Fund Balance¹- beginning of year	\$17,660,999	\$3,037,224
Funds removed from Reportable Government Services (RGS)	-	-
Funds added to Reportable Government Services (RGS)	-	-
Prior period adjustments	(357,089)	-
Misc. Adjustment	(4)	-
Fund Balance¹ - beginning of year adjusted	17,303,906	3,037,224
Rounding	-	-
Fund Balance¹ - end of year	\$ 18,056,183	\$ 5,334,397

¹ and Net Position if Enterprise Fund activity is included in the transparency portal report.

TOWN OF NORTH KINGSTOWN, RHODE ISLAND

COMBINING SCHEDULE OF REPORTABLE GOVERNMENTAL SERVICES WITH RECONCILIATION TO MTP2

MUNICIPAL

FISCAL YEAR ENDED JUNE 30, 2020

Per Audited Fund Financial Statements Fund Description	Total Revenue	Total Other Financing Sources	Total Expenditures	Total Other Financing Uses	Net Change in Fund Balance ¹	Beginning Fund Balance ¹ (Deficit)	Prior Period Adjustment	Restated Beginning Fund Balance ¹ (Deficit)	Ending Fund Balance ¹ (Deficit)
Fund Balance ¹ - per MTP-2 at June 30, 2019						\$ 17,660,999	(357,089)	\$ 17,303,910	
No funds removed from RGS for fiscal 2020						-	-	-	
No funds added to RGS for fiscal 2020						-	-	-	
Misc. adjustments made for fiscal 2020						(4)	-	(4)	
Fund Balance ¹ - per MTP-2 at June 30, 2019 adjusted						\$ 17,660,995	-	\$ 17,303,906	
General Fund	\$ 94,511,229	\$ 1,694,713	\$ 33,502,188	\$ 60,572,244	\$ 2,131,510	\$ 13,831,697	\$ (357,089)	\$ 13,474,608	\$ 15,606,118
Library Fund	311,981	1,315,000	1,770,395	39,291	\$ (182,705)	211,386	-	211,386	28,681
Emergency Medical Services	988,832	-	1,493,627	600,000	\$ (1,104,795)	2,027,571	-	2,027,571	922,776
Tax Revaluation	-	225,000	-	-	\$ 225,000	46,022	-	46,022	271,022
Municipal Court	193,320	-	102,961	90,813	\$ (454)	11,808	-	11,808	11,354
Debt Service Fund	974	4,515,212	4,393,517	-	\$ 122,669	927,489	-	927,489	1,050,158
Transfer Station	646,607	-	623,447	83,916	\$ (60,756)	(137,783)	-	(137,783)	(198,539)
Recreation Enterprise Funds	2,205,155	25,536	2,505,944	93,251	\$ (368,504)	(718,371)	-	(718,371)	(1,086,875)
Farmland Open Space	-	-	6,816	-	\$ (6,816)	1,461,176	-	1,461,176	1,454,360
SAFER Grant	-	-	2,872	-	\$ (2,872)	-	-	-	(2,872)
Totals per audited financial statements	\$ 98,858,098	\$ 7,775,461	\$ 44,401,767	\$ 61,479,515	\$ 752,277	\$ 17,660,995	\$ (357,089)	\$ 17,303,906	\$ 18,056,183
Reconciliation from financial statements to MTP2									
Reclassify transfer of municipal appropriation to Education Department as expenditure on MTP2	\$ -	\$ -	\$ 53,810,743	\$ (53,810,743)	\$ -	\$ -	\$ -	\$ -	\$ -
Elimination of General Fund and Debt Service Fund	-	(4,515,212)	-	(4,515,212)	-	-	-	-	-
Elimination of General Fund to Library Fund	-	(1,315,000)	-	(1,315,000)	-	-	-	-	-
Elimination of General Fund to Tax Revaluation	-	(225,000)	-	(225,000)	-	-	-	-	-
Rounding	-	-	-	-	-	-	-	-	-
Totals Per MTP2	\$ 98,858,098	\$ 1,720,249	\$ 98,212,510	\$ 1,613,560	\$ 752,277	\$17,660,995	\$ (357,089)	\$ 17,303,906	\$ 18,056,183

¹ and Net Position if Enterprise Fund activity is included in the transparency portal report.

TOWN OF NORTH KINGSTOWN, RHODE ISLAND

COMBINING SCHEDULE OF REPORTABLE GOVERNMENTAL SERVICES WITH RECONCILIATION TO MTP2

EDUCATION DEPARTMENT

FISCAL YEAR ENDED JUNE 30, 2020

Per Audited Fund Financial Statements Fund Description	Total Revenue	Total Other Financing Sources	Total Expenditures	Total Other Financing Uses	Net Change in Fund Balance ¹	Beginning Fund Fund Balance ¹ (Deficit)	Prior Period Adjustment	Restated Beginning Fund Balance ¹ (Deficit)	Ending Fund Balance ¹ (Deficit)
Fund Balance¹ - per MTP-2 at June 30, 2019						\$ 3,037,224	-	\$ 3,037,224	
<i>No misc. adjustments made for fiscal 2020</i>						-	-	-	
Fund Balance¹ - per MTP-2 at June 30, 2019 adjusted						<u>\$ 3,037,224</u>	-	<u>\$ 3,037,224</u>	
School Unrestricted Fund	\$ 17,923,711	\$ 54,362,817	\$ 69,654,184	\$ 259,932	\$ 2,372,412	\$ 1,866,409	\$ -	\$ 1,866,409	\$ 4,238,821
Enterprise Fund1	1,225,985	-	1,109,527	-	116,458	325,422	-	325,422	441,880
SBA School Capital Project Fund	530,551	259,932	392,243	552,074	(153,834)	675,596	-	675,596	521,762
School Special Revenue Funds	2,386,393	-	2,299,142	-	87,251	151,035	-	151,035	238,286
Permanent Funds	-	-	120	-	(120)	18,762	-	18,762	18,642
Totals per audited financial statements	<u>\$ 22,066,640</u>	<u>\$ 54,622,749</u>	<u>\$ 73,455,216</u>	<u>\$ 812,006</u>	<u>\$ 2,422,167</u>	<u>\$ 3,037,224</u>	<u>\$ -</u>	<u>\$ 3,037,224</u>	<u>\$ 5,459,391</u>
<u>Reconciliation from financial statements to MTP2</u>									
Municipal appropriation for Education reported as a transfer on financial statements but as revenue on MTP2	\$ 53,810,743	\$ (53,810,743)	\$ -	\$ -	\$ -	\$ -	\$ -	\$ -	\$ -
State contributions on behalf of teacher pensions are reported as revenue and expenditures on financial statements only	(3,261,477)	-	(3,261,477)	-	-	-	-	-	-
Transfer from School Unrestricted to the School SBA Capital Projects Fund is reported as an Other Financing Sources and Use for GAAP while it is not reported in UCOA or the MTP2 because the transfers net to zero	-	(259,932)	-	(259,932)	-	-	-	-	-
Transfer from CIP Fund to School Unrestricted	-	(552,074)	-	(552,074)	-	-	-	-	-
For financial statements, indirect cost charges and recovery are reported in federal grant funds and also actual reimbursement reported in School Unrestricted Fund.	(53,982)	-	(53,982)	-	-	-	-	-	-
For financial statements, indirect cost charges and recovery are reported in federal grant funds and also actual reimbursement reported in School Unrestricted Fund.	(53,982)	-	-	-	(53,982)	-	-	-	(53,982)
Food Service Depreciation not included in UCOA file per UCOA rules	-	-	(2,717)	-	2,717	-	-	-	2,717
Food Service capital purchase included as expense in UCOA file, but as a depreciable asset in audit	-	-	27,170	-	(27,170)	-	-	-	(27,170)
5000 GF Fund Contra Account Transportation Cost	-	-	9,454	-	(9,454)	-	-	-	(9,454)
3201 CIP Fund Contra Account Transportation Cost	-	-	37,105	-	(37,105)	-	-	-	(37,105)
Rounding	-	-	-	-	-	-	-	-	-
Totals Per MTP2	<u>\$ 72,507,942</u>	<u>\$ -</u>	<u>\$ 70,210,769</u>	<u>\$ -</u>	<u>\$ 2,297,173</u>	<u>\$ 3,037,224</u>	<u>\$ -</u>	<u>\$ 3,037,224</u>	<u>\$ 5,334,397</u>
<u>Reconciliation from MTP2 to UCOA</u>									
Re-Appropriation of Fund Balance	\$ 898,908		\$ -						
Miscellaneous Variance	35		(20)						
Totals per UCOA Validated Totals Report	<u>\$ 73,406,885</u>		<u>\$ 70,210,749</u>						

¹ and Net Position if Enterprise Fund activity is included in the transparency portal report.

TOWN OF NORTH KINGSTOWN, RHODE ISLAND

NOTES TO SUPPLEMENTARY INFORMATION – ANNUAL SUPPLEMENTAL TRANSPARENCY REPORT (MTP2)

FISCAL YEAR ENDED JUNE 30, 2020

NOTE 1. Basis of Presentation

The *Annual Supplemental Transparency Report (MTP2)* is a supplemental schedule required by the State of Rhode Island General Laws 45-12-22.2 and 44-35-10. This supplementary schedule included within the audit report is part of a broader project to create a municipal transparency portal (MTP) website to host municipal financial information in a centralized location. The format of the *Annual Supplemental Transparency Report (MTP2)* was prescribed by the State Department of Revenue (Division of Municipal Finance), Office of the Auditor General, and the Department of Education.

NOTE 2. Reportable Government Services

Data consistency and comparability are among the key objectives of the State's Municipal Transparency portal. Consistent with that goal, the State has defined "reportable government services", RGS, to include those operational revenues, expenditures, and transfers related to activities which are essential to the achievement of municipal operations. The determination of RGS may be different from the activities included within the legally adopted budget of the municipality. In practice, some communities report certain RGS in separate funds (e.g., special revenue funds, enterprise funds) rather than the municipality's general fund. The *Annual Supplemental Transparency Report (MTP2)* includes a reconciliation to the fund level statements.

NOTE 3. Allocations

The State reporting requires expenditures to be reported by departments, as defined by the State. Some of the departmental groupings are not consistent with the departments reflected in the City's (or Town's) budget and accounting system. To report these costs, the City (or Town) made allocations of costs to the State's departmental groupings based on a reasonable basis.

NOTE 4. Employee Groups - Compensation and Benefit Costs

Compensation includes salaries, longevity, stipends, clothing allowance/maintenance, shift differential, out-of-rank, holiday pay and bonuses.

For Public Safety departments (i.e., police, fire, and centralized dispatch) and the Education Department, compensation and most benefit costs are reported in the following employee groupings:

Group A: This group consists of employees who serve the primary function of the department.

- Police Department - police officers (e.g., uniform personnel - including, leadership positions)
- Fire Department - fire fighters (e.g., uniform personnel - including, leadership positions)
- Centralized Dispatch Department - civilian dispatchers only
- Education Department - professional staff providing direct services to students
- For the remaining departments - all employees' compensation and benefits are reported under Group A

TOWN OF NORTH KINGSTOWN, RHODE ISLAND

NOTES TO SUPPLEMENTARY INFORMATION – ANNUAL SUPPLEMENTAL TRANSPARENCY REPORT (MTP2)

FISCAL YEAR ENDED JUNE 30, 2020

NOTE 4. Employee Groups - Compensation and Benefit Costs (Continued)

Group B: For Police and Fire Departments, compensation and benefits paid to its administrative employees and civilian dispatch employees are reported under Group B. The Education Department reports compensation and benefits paid to executive/mid-level educational administration employees under Group B.

Group C: This group is only used for the Education Department and it includes administrative and support staff.

Other post-employment benefits (OPEB) are not reported by employee groups on the MTP2. They are reported in total as either (1) contributions to a qualified OPEB trust or (2) the amount paid for medical and dental insurance for retirees when an OPEB trust fund has not been established. The detail employee group information for the Education Department can be found on the State's Municipal Transparency portal website.

NOTE 5. Education Revenue and Expenditures

The revenues and expenditures presented on the MTP2 under the Education Department is consistent with existing Uniform Chart of Accounts (UCOA) guidelines. Each MTP account code has been mapped to the corresponding UCOA code or group of UCOA codes to facilitate the preparation of the MTP reporting.

Additional guidance and definitions regarding the State's Municipal Transparency Portal can be found on the State Division of Municipal Finance website: <http://www.municipalfinance.ri.gov/>.

TOWN OF NORTH KINGSTOWN, RHODE ISLAND

SCHEDULE OF REVENUES AND EXPENDITURES BUDGET AND ACTUAL (NON-GAAP BUDGETARY BASIS)

DEBT SERVICE FUND

FOR THE YEAR ENDED JUNE 30, 2020

	Original Budget	Final Budget	Actual (Budgetary Basis)	Variance with Final Budget Positive (Negative)
Revenues				
State aid	\$ --	\$ --	\$ --	\$ --
Miscellaneous	--	--	972	972
Total Revenues	--	--	972	972
Expenditures				
Debt service - Municipal	3,159,400	3,159,400	3,230,982	(71,582)
Debt service - School	1,286,850	1,286,850	1,162,533	124,317
Total Expenditures	4,446,250	4,446,250	4,393,515	52,735
Deficiency of Revenues (Under) Expenditures				
Before Other Financing Sources (Uses)	(4,446,250)	(4,446,250)	(4,392,543)	53,707
Other Financing Sources (Uses)				
Operating transfer from General Fund	4,446,250	4,446,250	4,515,212	68,962
Transfers out	--	--	--	--
Total Other Financing Sources (Uses)	4,446,250	4,446,250	4,515,212	68,962
Excess of Revenues and Other Financing Sources				
(Under) Expenditures and Other Financing Uses	\$ --	\$ --	\$ 122,669	\$ 122,669

NORTH KINGSTOWN, RHODE ISLAND

SCHEDULE OF REVENUES AND EXPENDITURES BUDGET AND ACTUAL (NON-GAAP BUDGETARY BASIS)

LIBRARY FUND

FOR THE YEAR ENDED JUNE 30, 2020

	Original Budget	Final Budget	Actual (Budgetary Basis)	Variance with Final Budget Positive (Negative)
Revenues				
State aid	\$ 290,338	\$ 290,338	\$ 298,543	\$ 8,205
Departmental revenue	<u>31,000</u>	<u>31,000</u>	<u>13,438</u>	<u>(17,562)</u>
Total Revenues	<u>321,338</u>	<u>321,338</u>	<u>311,981</u>	<u>(9,357)</u>
Expenditures				
Library	<u>1,712,286</u>	<u>1,712,286</u>	<u>1,770,395</u>	<u>(58,109)</u>
Total Expenditures	<u>1,712,286</u>	<u>1,712,286</u>	<u>1,770,395</u>	<u>(58,109)</u>
Deficiency of Revenues (Under) Expenditures				
Before Other Financing Sources (Uses)	<u>(1,390,948)</u>	<u>(1,390,948)</u>	<u>(1,458,414)</u>	<u>(67,466)</u>
Other Financing Sources (Uses)				
Operating transfer from Town	1,315,000	1,315,000	1,315,000	--
Transfers out	--	--	(39,291)	(39,291)
Transfers from fund balance	<u>75,948</u>	<u>75,948</u>	<u>--</u>	<u>(75,948)</u>
Total Other Financing Sources (Uses)	<u>1,390,948</u>	<u>1,390,948</u>	<u>1,275,709</u>	<u>(115,239)</u>
Deficiency of Revenues and Other Financing Sources				
(Under) Expenditures and Other Financing Uses	<u>\$ --</u>	<u>\$ --</u>	<u>\$ (182,705)</u>	<u>\$ (182,705)</u>

TOWN OF NORTH KINGSTOWN, RHODE ISLAND

COMBINING BALANCE SHEET NONMAJOR GOVERNMENTAL FUNDS JUNE 30, 2020

	SPECIAL REVENUE FUNDS							
	108	109	112	119	120	121	123	129
	Land Record Preservation	Spay / Neuter	Library Fund	Juniper Hill Tank Grant	Miscellaneous State Grants	State Grant Police Department	Seized & Forfeited Property Escrow	RI Emergency Management
Assets								
Cash and cash equivalents	\$ 538,032	\$ 11,936	\$ 113,669	\$ --	\$ --	\$ --	\$ 10,718	\$ 56,612
Restricted cash	--	--	--	--	--	--	--	--
Due from federal & state governments	--	--	1,000	1,031	--	4,875	--	9,586
Due from other funds	--	--	--	--	--	--	--	--
Other receivables, net	--	--	--	--	--	--	--	--
Prepays	--	--	--	--	--	--	--	--
Total Assets	<u>\$ 538,032</u>	<u>\$ 11,936</u>	<u>\$ 114,669</u>	<u>\$ 1,031</u>	<u>\$ --</u>	<u>\$ 4,875</u>	<u>\$ 10,718</u>	<u>\$ 66,198</u>
Liabilities								
Accounts payable and accrued expenses	\$ --	\$ --	\$ 85,988	\$ --	\$ --	\$ 1,360	\$ --	\$ --
Short term notes payable	--	--	--	--	--	--	--	--
Due to other funds	--	--	--	1,031	--	5,930	--	--
Unearned revenue	--	--	--	--	--	--	--	--
Total Liabilities	<u>--</u>	<u>--</u>	<u>85,988</u>	<u>1,031</u>	<u>--</u>	<u>7,290</u>	<u>--</u>	<u>--</u>
Deferred Inflows of Resources								
Deferred loans	--	--	--	--	--	--	--	--
Total Deferred Inflows of Resources	<u>--</u>	<u>--</u>	<u>--</u>	<u>--</u>	<u>--</u>	<u>--</u>	<u>--</u>	<u>--</u>
Fund Balances								
Non-spendable	--	--	--	--	--	--	--	--
Restricted	--	--	--	--	--	--	10,718	66,198
Assigned	538,032	11,936	28,681	--	--	--	--	--
Unassigned	--	--	--	--	--	(2,415)	--	--
Total Fund Balances	<u>538,032</u>	<u>11,936</u>	<u>28,681</u>	<u>--</u>	<u>--</u>	<u>(2,415)</u>	<u>10,718</u>	<u>66,198</u>
Total Liabilities Deferred Inflows of Resources and Fund Balances	<u>\$ 538,032</u>	<u>\$ 11,936</u>	<u>\$ 114,669</u>	<u>\$ 1,031</u>	<u>\$ --</u>	<u>\$ 4,875</u>	<u>\$ 10,718</u>	<u>\$ 66,198</u>

See independent auditors' report on supplementary information.

TOWN OF NORTH KINGSTOWN, RHODE ISLAND

COMBINING BALANCE SHEET NONMAJOR GOVERNMENTAL FUNDS JUNE 30, 2020

	SPECIAL REVENUE FUNDS							
	174 Federal Forfeiture	131 State Elderly Affairs Grant	132 Land Dedication	133 Senior Health Insurance Program	137 Misc Historic District Preservation	139 RI Foundation Grant	151 Technology Replacement	154 Misc Senior Citizens Grant
Assets								
Cash and cash equivalents	\$ 3,334	\$ --	\$ --	\$ 292	\$ --	\$ --	\$ --	\$ 38,699
Restricted cash	--	--	--	--	--	--	--	--
Due from federal & state governments	--	3,926	--	--	--	--	--	--
Due from other funds	--	--	--	--	--	--	--	--
Other receivables, net	--	--	--	--	--	--	--	--
Prepays	--	--	--	--	--	--	--	--
Total Assets	<u>\$ 3,334</u>	<u>\$ 3,926</u>	<u>\$ --</u>	<u>\$ 292</u>	<u>\$ --</u>	<u>\$ --</u>	<u>\$ --</u>	<u>\$ 38,699</u>
Liabilities								
Accounts payable and accrued expenses	\$ --	\$ 30	\$ --	\$ --	\$ --	\$ --	\$ --	\$ --
Short term notes payable	--	--	--	--	--	--	--	--
Due to other funds	--	3,767	--	--	--	--	--	--
Unearned revenue	--	--	--	--	--	--	--	--
Total Liabilities	<u>--</u>	<u>3,797</u>	<u>--</u>	<u>--</u>	<u>--</u>	<u>--</u>	<u>--</u>	<u>--</u>
Deferred Inflows of Resources								
Deferred loans	--	--	--	--	--	--	--	--
Total Deferred Inflows of Resources	<u>--</u>	<u>--</u>	<u>--</u>	<u>--</u>	<u>--</u>	<u>--</u>	<u>--</u>	<u>--</u>
Fund Balances								
Non-spendable	--	--	--	--	--	--	--	--
Restricted	3,334	129	--	--	--	--	--	38,699
Assigned	--	--	--	292	--	--	--	--
Unassigned	--	--	--	--	--	--	--	--
Total Fund Balances	<u>3,334</u>	<u>129</u>	<u>--</u>	<u>292</u>	<u>--</u>	<u>--</u>	<u>--</u>	<u>38,699</u>
Total Liabilities Deferred Inflows of Resources and Fund Balances	<u>\$ 3,334</u>	<u>\$ 3,926</u>	<u>\$ --</u>	<u>\$ 292</u>	<u>\$ --</u>	<u>\$ --</u>	<u>\$ --</u>	<u>\$ 38,699</u>

See independent auditors' report on supplementary information.

TOWN OF NORTH KINGSTOWN, RHODE ISLAND

COMBINING BALANCE SHEET NONMAJOR GOVERNMENTAL FUNDS JUNE 30, 2020

	SPECIAL REVENUE FUNDS						
	160	166	167	177	181	196	199
	Snr Center	Impact	Emergency	Wickford	CDBG	Misc	Special
	Legislative	Fees	Medical	Old Town	Grants	Library	Purpose
	Grant		Services	House		Donations	Donations
Assets							
Cash and cash equivalents	\$ --	\$ --	\$ 583,126	\$ 5,000	\$ 30,606	\$ 13,472	\$ --
Restricted cash	--	--	--	--	--	--	--
Due from federal & state governments	--	--	79,793	--	21,932	--	921
Due from other funds	--	--	--	--	--	--	--
Other receivables, net	--	--	387,013	--	423,357	--	--
Prepays	--	--	--	--	--	--	--
Total Assets	<u>\$ --</u>	<u>\$ --</u>	<u>\$ 1,049,932</u>	<u>\$ 5,000</u>	<u>\$ 475,895</u>	<u>\$ 13,472</u>	<u>\$ 921</u>
Liabilities							
Accounts payable and accrued expenses	\$ --	\$ --	\$ 47,363	\$ --	\$ 11,496	\$ --	\$ 345
Short term notes payable	--	--	--	--	--	--	--
Due to other funds	--	--	--	--	10,756	--	10,064
Unearned revenue	--	--	79,793	--	--	--	--
Total Liabilities	<u>--</u>	<u>--</u>	<u>127,156</u>	<u>--</u>	<u>22,252</u>	<u>--</u>	<u>10,409</u>
Deferred Inflows of Resources							
Deferred loans	--	--	--	--	423,357	--	--
Total Deferred Inflows of Resources	<u>--</u>	<u>--</u>	<u>--</u>	<u>--</u>	<u>423,357</u>	<u>--</u>	<u>--</u>
Fund Balances							
Non-spendable	--	--	--	--	--	--	--
Restricted	--	--	--	--	30,286	13,472	--
Assigned	--	--	922,776	5,000	--	--	--
Unassigned	--	--	--	--	--	--	(9,488)
Total Fund Balances	<u>--</u>	<u>--</u>	<u>922,776</u>	<u>5,000</u>	<u>30,286</u>	<u>13,472</u>	<u>(9,488)</u>
Total Liabilities Deferred Inflows of Resources and Fund Balances	<u>\$ --</u>	<u>\$ --</u>	<u>\$ 1,049,932</u>	<u>\$ 5,000</u>	<u>\$ 475,895</u>	<u>\$ 13,472</u>	<u>\$ 921</u>

See independent auditors' report on supplementary information.

TOWN OF NORTH KINGSTOWN, RHODE ISLAND

COMBINING BALANCE SHEET NONMAJOR GOVERNMENTAL FUNDS JUNE 30, 2020

	SPECIAL REVENUE FUNDS					
	201	378	420	442	856	858
	Safer	Tax Reval	Beach	Water	Senior	Arts
	Grant	Reserve	Camps	Infra.	Citizens	Council
		Fund		Replacement	Center	
Assets						
Cash and cash equivalents	\$ 6,510	\$ 271,022	\$ 16,332	\$ 15,977	\$ 130,505	\$ 20,365
Restricted cash	--	--	--	--	--	--
Due from federal & state governments	37,443	--	--	--	--	--
Due from other funds	--	--	--	--	--	--
Other receivables, net	--	--	--	2,134	--	--
Prepays	--	--	--	--	--	--
Total Assets	<u>\$ 43,953</u>	<u>\$ 271,022</u>	<u>\$ 16,332</u>	<u>\$ 18,111</u>	<u>\$ 130,505</u>	<u>\$ 20,365</u>
Liabilities						
Accounts payable and accrued expenses	\$ 46,825	\$ --	\$ --	\$ --	\$ 485	\$ 2,931
Short term notes payable	--	--	--	--	--	--
Due to other funds	--	--	--	--	--	--
Unearned revenue	--	--	--	--	--	--
Total Liabilities	<u>46,825</u>	<u>--</u>	<u>--</u>	<u>--</u>	<u>485</u>	<u>2,931</u>
Deferred Inflows of Resources						
Deferred loans	--	--	--	--	--	--
Total Deferred Inflows of Resources	<u>--</u>	<u>--</u>	<u>--</u>	<u>--</u>	<u>--</u>	<u>--</u>
Fund Balances						
Non-spendable	--	--	--	--	--	--
Restricted	--	--	--	--	130,020	17,434
Assigned	--	271,022	16,332	18,111	--	--
Unassigned	(2,872)	--	--	--	--	--
Total Fund Balances	<u>(2,872)</u>	<u>271,022</u>	<u>16,332</u>	<u>18,111</u>	<u>130,020</u>	<u>17,434</u>
Total Liabilities Deferred Inflows of Resources and Fund Balances	<u>\$ 43,953</u>	<u>\$ 271,022</u>	<u>\$ 16,332</u>	<u>\$ 18,111</u>	<u>\$ 130,505</u>	<u>\$ 20,365</u>

See independent auditors' report on supplementary information.

TOWN OF NORTH KINGSTOWN, RHODE ISLAND

COMBINING BALANCE SHEET NONMAJOR GOVERNMENTAL FUNDS JUNE 30, 2020

	SPECIAL REVENUE FUNDS						
	859	870	871	873	874	875	Total
	Senior	Parade	Leisure	Community	Heritage	Recreation	Special
	Outreach	Committee	Services	Center	Committee	Escrow	Revenue Funds
	Escrow		Brouchure	Maintenance			
Assets							
Cash and cash equivalents	\$ --	\$ 1,338	\$ --	\$ 68,886	\$ --	\$ 249,519	\$ 2,185,950
Restricted cash	--	--	--	--	--	--	--
Due from federal & state governments	--	--	--	--	--	--	160,507
Due from other funds	--	--	--	--	--	--	--
Other receivables, net	--	--	--	--	--	--	812,504
Prepays	--	--	--	--	--	--	--
Total Assets	<u>\$ --</u>	<u>\$ 1,338</u>	<u>\$ --</u>	<u>\$ 68,886</u>	<u>\$ --</u>	<u>\$ 249,519</u>	<u>\$ 3,158,961</u>
Liabilities							
Accounts payable and accrued expenses	\$ --	\$ 269	\$ --	\$ 177	\$ --	\$ 24,055	\$ 221,324
Short term notes payable	--	--	--	--	--	--	--
Due to other funds	--	--	--	--	--	--	31,548
Unearned revenue	--	--	--	--	--	--	79,793
Total Liabilities	<u>--</u>	<u>269</u>	<u>--</u>	<u>177</u>	<u>--</u>	<u>24,055</u>	<u>332,665</u>
Deferred Inflows of Resources							
Deferred loans	--	--	--	--	--	--	423,357
Total Deferred Inflows of Resources	<u>--</u>	<u>--</u>	<u>--</u>	<u>--</u>	<u>--</u>	<u>--</u>	<u>423,357</u>
Fund Balances							
Non-spendable	--	--	--	--	--	--	--
Restricted	--	--	--	--	--	--	310,290
Assigned	--	1,069	--	68,709	--	225,464	2,107,424
Unassigned	--	--	--	--	--	--	(14,775)
Total Fund Balances	<u>--</u>	<u>1,069</u>	<u>--</u>	<u>68,709</u>	<u>--</u>	<u>225,464</u>	<u>2,402,939</u>
Total Liabilities Deferred Inflows of Resources and Fund Balances	<u>\$ --</u>	<u>\$ 1,338</u>	<u>\$ --</u>	<u>\$ 68,886</u>	<u>\$ --</u>	<u>\$ 249,519</u>	<u>\$ 3,158,961</u>

See independent auditors' report on supplementary information.

TOWN OF NORTH KINGSTOWN, RHODE ISLAND

COMBINING BALANCE SHEET NONMAJOR GOVERNMENTAL FUNDS JUNE 30, 2020

	CAPITAL PROJECT FUNDS				
	300	325	374	3201	
	Capital Reserve	'6.4M School Renovation Bond	Farmland & Open Space Reserve	School Capital Projects	Total Capital Project Funds
Assets					
Cash and cash equivalents	\$ 1,450,099	\$ --	\$ 1,454,360	\$ 537,257	\$ 3,441,716
Restricted cash	--	--	--	--	--
Due from federal & state governments	--	--	--	--	--
Due from other funds	--	--	--	--	--
Other receivables, net	--	--	--	--	--
Prepays	--	--	--	--	--
Total Assets	<u>\$ 1,450,099</u>	<u>\$ --</u>	<u>\$ 1,454,360</u>	<u>\$ 537,257</u>	<u>\$ 3,441,716</u>
Liabilities					
Accounts payable and accrued expenses	\$ 56,800	\$ --	\$ --	\$ 15,495	\$ 72,295
Short term notes payable	--	--	--	--	--
Due to other funds	--	--	--	--	--
Unearned revenue	--	--	--	--	--
Total Liabilities	<u>56,800</u>	<u>--</u>	<u>--</u>	<u>15,495</u>	<u>72,295</u>
Deferred Inflows of Resources					
Deferred loans	--	--	--	--	--
Total Deferred Inflows of Resources	<u>--</u>	<u>--</u>	<u>--</u>	<u>--</u>	<u>--</u>
Fund Balances					
Non-spendable	--	--	--	--	--
Restricted	--	--	1,454,360	--	1,454,360
Assigned	1,393,299	--	--	521,762	1,915,061
Unassigned	--	--	--	--	--
Total Fund Balances	<u>1,393,299</u>	<u>--</u>	<u>1,454,360</u>	<u>521,762</u>	<u>3,369,421</u>
Total Liabilities Deferred Inflows of Resources and Fund Balances	<u>\$ 1,450,099</u>	<u>\$ --</u>	<u>\$ 1,454,360</u>	<u>\$ 537,257</u>	<u>\$ 3,441,716</u>

See independent auditors' report on supplementary information.

TOWN OF NORTH KINGSTOWN, RHODE ISLAND

COMBINING BALANCE SHEET NONMAJOR GOVERNMENTAL FUNDS JUNE 30, 2020

	PERMANENT TRUST FUNDS							
	702 Henry Reynolds Indignet Care	723 Tri Centennial Park	724 400th Anniversary	751 H Reynolds Outside Poor Fund	752 J.J. Spink Outside Poor Fund	753 J.B. Spink Outside Poor Fund	754 T Casey Outside Poor Fund	790 E Miller Library Fund
Assets								
Cash and cash equivalents	\$ 19,173	\$ 6,160	\$ 3,648	\$ 2,203	\$ 21,233	\$ 3,651	\$ 514	\$ 2,014
Restricted cash	--	--	--	--	--	--	--	--
Due from federal & state governments	--	--	--	--	--	--	--	--
Due from other funds	--	--	--	--	--	--	--	--
Other receivables, net	--	--	--	--	--	--	--	--
Prepays	--	--	--	--	--	--	--	--
Total Assets	<u>\$ 19,173</u>	<u>\$ 6,160</u>	<u>\$ 3,648</u>	<u>\$ 2,203</u>	<u>\$ 21,233</u>	<u>\$ 3,651</u>	<u>\$ 514</u>	<u>\$ 2,014</u>
Liabilities								
Accounts payable and accrued expenses	\$ --	\$ --	\$ --	\$ --	\$ --	\$ 463	\$ --	\$ --
Short term notes payable	--	--	--	--	--	--	--	--
Due to other funds	--	--	--	--	--	--	--	--
Unearned revenue	--	--	--	--	--	--	--	--
Total Liabilities	<u>--</u>	<u>--</u>	<u>--</u>	<u>--</u>	<u>--</u>	<u>463</u>	<u>--</u>	<u>--</u>
Deferred Inflows of Resources								
Deferred loans	--	--	--	--	--	--	--	--
Total Deferred Inflows of Resources	<u>--</u>	<u>--</u>	<u>--</u>	<u>--</u>	<u>--</u>	<u>--</u>	<u>--</u>	<u>--</u>
Fund Balances								
Non-spendable	--	--	--	--	--	--	--	--
Restricted	19,173	6,160	3,648	2,203	21,233	3,188	514	2,014
Assigned	--	--	--	--	--	--	--	--
Unassigned	--	--	--	--	--	--	--	--
Total Fund Balances	<u>19,173</u>	<u>6,160</u>	<u>3,648</u>	<u>2,203</u>	<u>21,233</u>	<u>3,188</u>	<u>514</u>	<u>2,014</u>
Total Liabilities Deferred Inflows of Resources and Fund Balances	<u>\$ 19,173</u>	<u>\$ 6,160</u>	<u>\$ 3,648</u>	<u>\$ 2,203</u>	<u>\$ 21,233</u>	<u>\$ 3,651</u>	<u>\$ 514</u>	<u>\$ 2,014</u>

See independent auditors' report on supplementary information.

TOWN OF NORTH KINGSTOWN, RHODE ISLAND

COMBINING BALANCE SHEET NONMAJOR GOVERNMENTAL FUNDS JUNE 30, 2020

	PERMANENT TRUST FUNDS							
	791 W. Davis Library Fund	792 Veterans Memorial Scholarship	8005 S. Belle Hendrick Library	8006 George E. Gardiner	8007 Daniel B. Updike	8008 Tennis Plaque	Total Permanent Trust Funds	Total NonMajor Governmental Funds
Assets								
Cash and cash equivalents	\$ 5,035	\$ 7,343	\$ 8,558	\$ 5,589	\$ 4,227	\$ 268	\$ 89,616	\$ 5,717,282
Restricted cash	--	--	--	--	--	--	--	--
Due from federal & state governments	--	--	--	--	--	--	--	160,507
Due from other funds	--	--	--	--	--	--	--	--
Other receivables, net	--	--	--	--	--	--	--	812,504
Prepays	--	--	--	--	--	--	--	--
Total Assets	<u>\$ 5,035</u>	<u>\$ 7,343</u>	<u>\$ 8,558</u>	<u>\$ 5,589</u>	<u>\$ 4,227</u>	<u>\$ 268</u>	<u>\$ 89,616</u>	<u>\$ 6,690,293</u>
Liabilities								
Accounts payable and accrued expenses	\$ --	\$ --	\$ --	\$ --	\$ --	\$ --	\$ 463	\$ 294,082
Short term notes payable	--	--	--	--	--	--	--	--
Due to other funds	--	--	--	--	--	--	--	31,548
Unearned revenue	--	--	--	--	--	--	--	79,793
Total Liabilities	<u>--</u>	<u>--</u>	<u>--</u>	<u>--</u>	<u>--</u>	<u>--</u>	<u>463</u>	<u>405,423</u>
Deferred Inflows of Resources								
Deferred loans	--	--	--	--	--	--	--	423,357
Total Deferred Inflows of Resources	<u>--</u>	<u>--</u>	<u>--</u>	<u>--</u>	<u>--</u>	<u>--</u>	<u>--</u>	<u>423,357</u>
Fund Balances								
Non-spendable	--	--	--	--	--	--	--	--
Restricted	5,035	7,343	8,558	5,589	4,227	268	89,153	1,853,803
Assigned	--	--	--	--	--	--	--	4,022,485
Unassigned	--	--	--	--	--	--	--	(14,775)
Total Fund Balances	<u>5,035</u>	<u>7,343</u>	<u>8,558</u>	<u>5,589</u>	<u>4,227</u>	<u>268</u>	<u>89,153</u>	<u>5,861,513</u>
Total Liabilities Deferred Inflows of Resources and Fund Balances	<u>\$ 5,035</u>	<u>\$ 7,343</u>	<u>\$ 8,558</u>	<u>\$ 5,589</u>	<u>\$ 4,227</u>	<u>\$ 268</u>	<u>\$ 89,616</u>	<u>\$ 6,690,293</u>

See independent auditors' report on supplementary information.

TOWN OF NORTH KINGSTOWN, RHODE ISLAND

COMBINING STATEMENT OF REVENUES, EXPENDITURES, AND CHANGES IN FUND BALANCES NONMAJOR GOVERNMENTAL FUNDS FOR THE YEAR ENDED JUNE 30, 2020

	SPECIAL REVENUE FUNDS							
	108	109	112	119	120	121	123	129
	Land Record Preservation	Spay / Neuter	Library Fund	Juniper Hill Tank Grant	Miscellaneous State Grants	State Grant Police Department	Seized & Forfeited Property Escrow	RI Emergency Management
Revenues								
Intergovernmental	\$ --	\$ --	\$ 298,543	\$ --	\$ --	\$ 1,534	\$ --	\$ 23,054
Investment income	--	--	--	--	--	--	--	--
Departmental	38,483	--	12,438	--	3,272	--	--	--
Other	179	1,456	1,000	1,519	--	16,253	--	--
Total Revenues	<u>38,662</u>	<u>1,456</u>	<u>311,981</u>	<u>1,519</u>	<u>3,272</u>	<u>17,787</u>	<u>--</u>	<u>23,054</u>
Expenditures								
Current								
General government	--	--	--	1,519	3,272	--	1,135	--
Public safety	--	7,358	--	--	--	--	--	23,054
Public works	--	--	--	--	--	19,389	--	--
Public libraries	--	--	1,770,395	--	--	--	--	--
Senior services	--	--	--	--	--	--	--	--
Capital Outlays	<u>--</u>	<u>--</u>	<u>--</u>	<u>--</u>	<u>--</u>	<u>--</u>	<u>--</u>	<u>--</u>
Total Expenditures	<u>--</u>	<u>7,358</u>	<u>1,770,395</u>	<u>1,519</u>	<u>3,272</u>	<u>19,389</u>	<u>1,135</u>	<u>23,054</u>
Excess (Deficiency) of Revenues Over (Under) Expenditures	<u>38,662</u>	<u>(5,902)</u>	<u>(1,458,414)</u>	<u>--</u>	<u>--</u>	<u>(1,602)</u>	<u>(1,135)</u>	<u>--</u>
Other Financing Sources (Uses)								
Transfers in	499,370	17,838	1,315,000	--	--	--	--	--
Transfers out	--	--	(39,291)	--	--	--	--	--
Total Other Financing Sources (Uses)	<u>499,370</u>	<u>17,838</u>	<u>1,275,709</u>	<u>--</u>	<u>--</u>	<u>--</u>	<u>--</u>	<u>--</u>
Net Change in Fund Balances	538,032	11,936	(182,705)	--	--	(1,602)	(1,135)	--
Fund Balance - Beginning of Year, as restated	<u>--</u>	<u>--</u>	<u>211,386</u>	<u>--</u>	<u>--</u>	<u>(813)</u>	<u>11,853</u>	<u>66,198</u>
Fund Balance - End of Year	<u>\$ 538,032</u>	<u>\$ 11,936</u>	<u>\$ 28,681</u>	<u>\$ --</u>	<u>\$ --</u>	<u>\$ (2,415)</u>	<u>\$ 10,718</u>	<u>\$ 66,198</u>

See independent auditors' report on supplementary information.

TOWN OF NORTH KINGSTOWN, RHODE ISLAND

COMBINING STATEMENT OF REVENUES, EXPENDITURES, AND CHANGES IN FUND BALANCES NONMAJOR GOVERNMENTAL FUNDS FOR THE YEAR ENDED JUNE 30, 2020

	SPECIAL REVENUE FUNDS							
	174	131	132	133	137	139	151	154
	Federal	State Elderly	Land	Senior Health	Misc Historic	RI	Technology	Misc Senior
	Forfeiture	Affairs	Dedication	Insurance	District	Foundation	Replacement	Citizens
		Grant		Program	Preservation	Grant		Grant
Revenues								
Intergovernmental	\$ 12,334	\$ 22,495	\$ --	\$ 22,500	\$ --	\$ --	\$ --	\$ --
Investment income	--	--	--	--	--	--	--	--
Departmental	--	--	--	--	--	--	--	--
Other	--	--	--	--	--	--	(1,885)	--
Total Revenues	<u>12,334</u>	<u>22,495</u>	<u>--</u>	<u>22,500</u>	<u>--</u>	<u>--</u>	<u>(1,885)</u>	<u>--</u>
Expenditures								
Current								
General government	--	--	--	18,001	--	--	162	--
Public safety	9,000	--	--	--	--	--	--	--
Public works	--	--	--	--	--	--	--	--
Public libraries	--	--	--	--	--	--	--	--
Senior services	--	22,366	--	--	--	--	--	--
Capital Outlays	<u>--</u>	<u>--</u>	<u>--</u>	<u>--</u>	<u>--</u>	<u>--</u>	<u>--</u>	<u>--</u>
Total Expenditures	<u>9,000</u>	<u>22,366</u>	<u>--</u>	<u>18,001</u>	<u>--</u>	<u>--</u>	<u>162</u>	<u>--</u>
Excess (Deficiency) of Revenues Over								
(Under) Expenditures	<u>3,334</u>	<u>129</u>	<u>--</u>	<u>4,499</u>	<u>--</u>	<u>--</u>	<u>(2,047)</u>	<u>--</u>
Other Financing Sources (Uses)								
Transfers in	--	--	--	--	--	--	--	--
Transfers out	--	--	--	--	(674)	--	(4,529)	--
Total Other Financing Sources (Uses)	<u>--</u>	<u>--</u>	<u>--</u>	<u>--</u>	<u>(674)</u>	<u>--</u>	<u>(4,529)</u>	<u>--</u>
Net Change in Fund Balances	3,334	129	--	4,499	(674)	--	(6,576)	--
Fund Balance - Beginning of Year, as restated	<u>--</u>	<u>--</u>	<u>--</u>	<u>(4,207)</u>	<u>674</u>	<u>--</u>	<u>6,576</u>	<u>38,699</u>
Fund Balance - End of Year	<u>\$ 3,334</u>	<u>\$ 129</u>	<u>\$ --</u>	<u>\$ 292</u>	<u>\$ --</u>	<u>\$ --</u>	<u>\$ --</u>	<u>\$ 38,699</u>

See independent auditors' report on supplementary information.

TOWN OF NORTH KINGSTOWN, RHODE ISLAND

COMBINING STATEMENT OF REVENUES, EXPENDITURES, AND CHANGES IN FUND BALANCES NONMAJOR GOVERNMENTAL FUNDS FOR THE YEAR ENDED JUNE 30, 2020

	SPECIAL REVENUE FUNDS						
	160 Snr Center Legislative Grant	166 Impact Fees	167 Emergency Medical Services	177 Wickford Old Town House	181 CDBG Grants	196 Misc Library Donations	199 Special Purpose Donations
Revenues							
Intergovernmental	\$ --	\$ --	\$ 988,832	\$ --	\$ 107,595	\$ 1,239	\$ --
Investment income	--	--	--	--	--	--	--
Departmental	--	--	--	--	--	--	--
Other	1,300	29,367	--	--	--	--	3,825
Total Revenues	<u>1,300</u>	<u>29,367</u>	<u>988,832</u>	<u>--</u>	<u>107,595</u>	<u>1,239</u>	<u>3,825</u>
Expenditures							
Current							
General government	--	--	516,256	--	284,592	--	3,823
Public safety	--	--	977,371	--	--	--	--
Public works	--	--	--	--	60,317	--	--
Public libraries	--	--	--	--	--	142	--
Senior services	1,300	--	--	--	--	--	--
Capital Outlays	<u>--</u>	<u>--</u>	<u>--</u>	<u>--</u>	<u>--</u>	<u>--</u>	<u>--</u>
Total Expenditures	<u>1,300</u>	<u>--</u>	<u>1,493,627</u>	<u>--</u>	<u>344,909</u>	<u>142</u>	<u>3,823</u>
Excess (Deficiency) of Revenues Over (Under) Expenditures	<u>--</u>	<u>29,367</u>	<u>(504,795)</u>	<u>--</u>	<u>(237,314)</u>	<u>1,097</u>	<u>2</u>
Other Financing Sources (Uses)							
Transfers in	--	1,382	--	--	--	--	--
Transfers out	(1,453)	--	(600,000)	--	--	--	--
Total Other Financing Sources (Uses)	<u>(1,453)</u>	<u>1,382</u>	<u>(600,000)</u>	<u>--</u>	<u>--</u>	<u>--</u>	<u>--</u>
Net Change in Fund Balances	(1,453)	30,749	(1,104,795)	--	(237,314)	1,097	2
Fund Balance - Beginning of Year, as restated	<u>1,453</u>	<u>(30,749)</u>	<u>2,027,571</u>	<u>5,000</u>	<u>267,600</u>	<u>12,375</u>	<u>(9,490)</u>
Fund Balance - End of Year	<u>\$ --</u>	<u>\$ --</u>	<u>\$ 922,776</u>	<u>\$ 5,000</u>	<u>\$ 30,286</u>	<u>\$ 13,472</u>	<u>\$ (9,488)</u>

See independent auditors' report on supplementary information.

TOWN OF NORTH KINGSTOWN, RHODE ISLAND

COMBINING STATEMENT OF REVENUES, EXPENDITURES, AND CHANGES IN FUND BALANCES NONMAJOR GOVERNMENTAL FUNDS FOR THE YEAR ENDED JUNE 30, 2020

	SPECIAL REVENUE FUNDS					
	201	378	420	442	856	858
	Safer	Tax Reval	Beach	Water	Senior	Arts
	Grant	Reserve	Camps	Infra.	Citizens	Council
		Fund		Replacement	Center	
Revenues						
Intergovernmental	\$ --	\$ --	\$ --	2,886	\$ --	\$ --
Investment income	--	--	--	--	--	--
Departmental	--	--	12,247	--	--	--
Other	--	--	--	--	101,995	35,084
Total Revenues	--	--	12,247	2,886	101,995	35,084
Expenditures						
Current						
General government	--	--	--	--	--	21,982
Public safety	2,872	--	--	--	--	--
Public works	--	--	--	--	--	--
Public libraries	--	--	680	--	--	--
Senior services	--	--	--	--	100,155	--
Capital Outlays	--	--	--	--	--	--
Total Expenditures	2,872	--	680	--	100,155	21,982
Excess (Deficiency) of Revenues Over (Under) Expenditures	(2,872)	--	11,567	2,886	1,840	13,102
Other Financing Sources (Uses)						
Transfers in	--	225,000	--	--	1,758	--
Transfers out	--	--	--	--	--	--
Total Other Financing Sources (Uses)	--	225,000	--	--	1,758	--
Net Change in Fund Balances	(2,872)	225,000	11,567	2,886	3,598	13,102
Fund Balance - Beginning of Year, as restated	--	46,022	4,765	15,225	126,422	4,332
Fund Balance - End of Year	<u>\$ (2,872)</u>	<u>\$ 271,022</u>	<u>\$ 16,332</u>	<u>\$ 18,111</u>	<u>\$ 130,020</u>	<u>\$ 17,434</u>

See independent auditors' report on supplementary information.

TOWN OF NORTH KINGSTOWN, RHODE ISLAND

COMBINING STATEMENT OF REVENUES, EXPENDITURES, AND CHANGES IN FUND BALANCES NONMAJOR GOVERNMENTAL FUNDS FOR THE YEAR ENDED JUNE 30, 2020

	SPECIAL REVENUE FUNDS						
	859 Senior Outreach Escrow	870 Parade Committee	871 Leisure Services Brouchure	873 Community Center Maintenance	874 Heritage Committee	875 Recreation Escrow	Total Special Revenue Funds
Revenues							
Intergovernmental	\$ --	\$ --	\$ --	\$ --	\$ --	\$ --	\$ 1,481,012
Investment income	--	--	--	--	--	--	--
Departmental	--	--	--	--	--	--	66,440
Other	--	1,500	--	8,862	144	272,092	472,691
Total Revenues	--	1,500	--	8,862	144	272,092	2,020,143
Expenditures							
Current							
General government	--	1,522	--	2,935	--	285,668	1,140,867
Public safety	--	--	--	--	--	--	1,019,655
Public works	--	--	--	--	--	--	79,706
Public libraries	--	--	--	--	--	--	1,771,217
Senior services	--	188	1,400	--	--	--	125,409
Capital Outlays	--	--	--	--	--	--	--
Total Expenditures	--	1,710	1,400	2,935	--	285,668	4,136,854
Excess (Deficiency) of Revenues Over (Under) Expenditures	--	(210)	(1,400)	5,927	144	(13,576)	(2,116,711)
Other Financing Sources (Uses)							
Transfers in	--	--	--	--	--	--	2,060,348
Transfers out	(304)	--	--	--	--	--	(646,251)
Total Other Financing Sources (Uses)	(304)	--	--	--	--	--	1,414,097
Net Change in Fund Balances	(304)	(210)	(1,400)	5,927	144	(13,576)	(702,614)
Fund Balance - Beginning of Year, as restated	304	1,279	1,400	62,782	(144)	239,040	3,105,553
Fund Balance - End of Year	\$ --	\$ 1,069	\$ --	\$ 68,709	\$ --	\$ 225,464	\$ 2,402,939

See independent auditors' report on supplementary information.

TOWN OF NORTH KINGSTOWN, RHODE ISLAND

COMBINING STATEMENT OF REVENUES, EXPENDITURES, AND CHANGES IN FUND BALANCES NONMAJOR GOVERNMENTAL FUNDS FOR THE YEAR ENDED JUNE 30, 2020

	CAPITAL PROJECT FUNDS				
	300	325	374	3201	
	Capital Reserve	'6.4M School Renovation Bond	Farmland & Open Space Reserve	School Capital Projects	Total Capital Project Funds
Revenues					
Intergovernmental	\$ --	\$ --	\$ --	\$ 216,985	\$ 216,985
Investment income	--	--	--	--	--
Departmental	--	--	--	--	--
Other	--	17,324	--	313,566	330,890
Total Revenues	--	17,324	--	530,551	547,875
Expenditures					
Current					
General government	--	--	6,816	81,886	88,702
Public safety	--	--	--	--	--
Public works	--	--	--	--	--
Public libraries	--	--	--	--	--
Senior services	--	--	--	--	--
Capital Outlays	154,843	--	--	310,357	465,200
Total Expenditures	154,843	--	6,816	392,243	553,902
Excess (Deficiency) of Revenues Over (Under) Expenditures	(154,843)	17,324	(6,816)	138,308	(6,027)
Other Financing Sources (Uses)					
Transfers in	--	--	--	259,932	259,932
Transfers out	(25,536)	(68,962)	--	(552,074)	(646,572)
Total Other Financing Sources (Uses)	(25,536)	(68,962)	--	(292,142)	(386,640)
Net Change in Fund Balances	(180,379)	(51,638)	(6,816)	(153,834)	(392,667)
Fund Balance - Beginning of Year, as restated	1,573,678	51,638	1,461,176	675,596	3,762,088
Fund Balance - End of Year	\$ 1,393,299	\$ --	\$ 1,454,360	\$ 521,762	\$ 3,369,421

See independent auditors' report on supplementary information.

TOWN OF NORTH KINGSTOWN, RHODE ISLAND

COMBINING STATEMENT OF REVENUES, EXPENDITURES, AND CHANGES IN FUND BALANCES NONMAJOR GOVERNMENTAL FUNDS FOR THE YEAR ENDED JUNE 30, 2020

	PERMANENT TRUST FUNDS							
	702 Henry Reynolds Indignet Care	723 Tri Centennial Park	724 400th Anniversary	751 H Reynolds Outside Poor Fund	752 J.J. Spink Outside Poor Fund	753 J.B. Spink Outside Poor Fund	754 T Casey Outside Poor Fund	790 E Miller Library Fund
Revenues								
Intergovernmental	\$ --	\$ --	\$ --	\$ --	\$ --	\$ --	\$ --	\$ --
Investment income	--	11	--	4	37	8	3	3
Departmental	--	--	--	--	--	--	--	--
Other	--	--	--	--	--	--	--	--
Total Revenues	<u>--</u>	<u>11</u>	<u>--</u>	<u>4</u>	<u>37</u>	<u>8</u>	<u>3</u>	<u>3</u>
Expenditures								
Current								
General government	--	--	--	--	--	2,119	1,687	--
Public safety	--	--	--	--	--	--	--	--
Public works	--	--	--	--	--	--	--	--
Public libraries	--	--	--	--	--	--	--	--
Senior services	--	--	--	--	--	--	--	--
Capital Outlays	<u>--</u>	<u>--</u>	<u>--</u>	<u>--</u>	<u>--</u>	<u>--</u>	<u>--</u>	<u>--</u>
Total Expenditures	<u>--</u>	<u>--</u>	<u>--</u>	<u>--</u>	<u>--</u>	<u>2,119</u>	<u>1,687</u>	<u>--</u>
Excess (Deficiency) of Revenues Over (Under) Expenditures	<u>--</u>	<u>11</u>	<u>--</u>	<u>4</u>	<u>37</u>	<u>(2,111)</u>	<u>(1,684)</u>	<u>3</u>
Other Financing Sources (Uses)								
Transfers in	--	--	--	--	--	--	--	--
Transfers out	<u>--</u>	<u>--</u>	<u>--</u>	<u>--</u>	<u>--</u>	<u>--</u>	<u>--</u>	<u>--</u>
Total Other Financing Sources (Uses)	<u>--</u>	<u>--</u>	<u>--</u>	<u>--</u>	<u>--</u>	<u>--</u>	<u>--</u>	<u>--</u>
Net Change in Fund Balances	--	11	--	4	37	(2,111)	(1,684)	3
Fund Balance - Beginning of Year, as restated	<u>19,173</u>	<u>6,149</u>	<u>3,648</u>	<u>2,199</u>	<u>21,196</u>	<u>5,299</u>	<u>2,198</u>	<u>2,011</u>
Fund Balance - End of Year	<u>\$ 19,173</u>	<u>\$ 6,160</u>	<u>\$ 3,648</u>	<u>\$ 2,203</u>	<u>\$ 21,233</u>	<u>\$ 3,188</u>	<u>\$ 514</u>	<u>\$ 2,014</u>

See independent auditors' report on supplementary information.

TOWN OF NORTH KINGSTOWN, RHODE ISLAND

COMBINING STATEMENT OF REVENUES, EXPENDITURES, AND CHANGES IN FUND BALANCES NONMAJOR GOVERNMENTAL FUNDS FOR THE YEAR ENDED JUNE 30, 2020

	PERMANENT TRUST FUNDS							
	791 W. Davis Library Fund	792 Veterans Memorial Scholarship	8005 S. Belle Hendrick Library	8006 George E. Gardiner	8007 Daniel B. Updike	8008 Tennis Plaque	Total Permanent Trust Funds	Total NonMajor Governmental Funds
Revenues								
Intergovernmental	\$ --	\$ --	\$ --	\$ --	\$ --	\$ --	\$ --	\$ 1,697,997
Investment income	9	--	--	--	--	--	75	75
Departmental	--	--	--	--	--	--	--	66,440
Other	--	364	--	--	--	--	364	803,945
Total Revenues	<u>9</u>	<u>364</u>	<u>--</u>	<u>--</u>	<u>--</u>	<u>--</u>	<u>439</u>	<u>2,568,457</u>
Expenditures								
Current								
General government	--	--	60	60	--	--	3,926	1,233,495
Public safety	--	--	--	--	--	--	--	1,019,655
Public works	--	--	--	--	--	--	--	79,706
Public libraries	--	--	--	--	--	--	--	1,771,217
Senior services	--	--	--	--	--	--	--	125,409
Capital Outlays	<u>--</u>	<u>--</u>	<u>--</u>	<u>--</u>	<u>--</u>	<u>--</u>	<u>--</u>	<u>465,200</u>
Total Expenditures	<u>--</u>	<u>--</u>	<u>60</u>	<u>60</u>	<u>--</u>	<u>--</u>	<u>3,926</u>	<u>4,694,682</u>
Excess (Deficiency) of Revenues Over (Under) Expenditures	<u>9</u>	<u>364</u>	<u>(60)</u>	<u>(60)</u>	<u>--</u>	<u>--</u>	<u>(3,487)</u>	<u>(2,126,225)</u>
Other Financing Sources (Uses)								
Transfers in	--	--	--	--	--	--	--	2,320,280
Transfers out	<u>--</u>	<u>--</u>	<u>--</u>	<u>--</u>	<u>--</u>	<u>--</u>	<u>--</u>	<u>(1,292,823)</u>
Total Other Financing Sources (Uses)	<u>--</u>	<u>--</u>	<u>--</u>	<u>--</u>	<u>--</u>	<u>--</u>	<u>--</u>	<u>1,027,457</u>
Net Change in Fund Balances	9	364	(60)	(60)	--	--	(3,487)	(1,098,768)
Fund Balance - Beginning of Year, as restated	<u>5,026</u>	<u>6,979</u>	<u>8,618</u>	<u>5,649</u>	<u>4,227</u>	<u>268</u>	<u>92,640</u>	<u>6,960,281</u>
Fund Balance - End of Year	<u>\$ 5,035</u>	<u>\$ 7,343</u>	<u>\$ 8,558</u>	<u>\$ 5,589</u>	<u>\$ 4,227</u>	<u>\$ 268</u>	<u>\$ 89,153</u>	<u>\$ 5,861,513</u>

See independent auditors' report on supplementary information.

TOWN OF NORTH KINGSTOWN, RHODE ISLAND

COMBINING BALANCE SHEET SCHOOL DEPARTMENT FUNDS JUNE 30, 2020

SCHOOL DEPARTMENT FUNDS						
	School Unrestricted	2100 IDEA Part B	2104 Title III	2109 CTE Competitive	2110 Title I	2113 McKinney Vento-Even
Assets						
Cash and cash equivalents	\$ 6,260,905	\$ --	\$ --	\$ 2,848	\$ --	\$ --
Due from federal & state governments	--	216,877	484	--	131,050	1,453
Due from other funds	847,527	--	--	--	--	--
Other receivables	103,793	--	--	--	--	--
Prepays	8,604	--	--	--	--	--
Total Assets	<u>\$ 7,220,829</u>	<u>\$ 216,877</u>	<u>\$ 484</u>	<u>\$ 2,848</u>	<u>\$ 131,050</u>	<u>\$ 1,453</u>
Liabilities						
Accounts payable and accrued expenditures	\$ 2,529,456	\$ 11,435	\$ 484	\$ --	\$ 1,659	\$ 793
Due to other funds	--	205,442	--	--	129,391	660
Advance from Town	452,552	--	--	--	--	--
Due to other governments	--	--	--	--	--	--
Total Liabilities	<u>2,982,008</u>	<u>216,877</u>	<u>484</u>	<u>--</u>	<u>131,050</u>	<u>1,453</u>
Fund Balances						
Nonspendable	8,604	--	--	--	--	--
Restricted	--	--	--	2,848	--	--
Assigned	4,230,217	--	--	--	--	--
Unassigned	--	--	--	--	--	--
Total Fund Balances	<u>4,238,821</u>	<u>--</u>	<u>--</u>	<u>2,848</u>	<u>--</u>	<u>--</u>
Total Liabilities and Fund Balances	<u>\$ 7,220,829</u>	<u>\$ 216,877</u>	<u>\$ 484</u>	<u>\$ 2,848</u>	<u>\$ 131,050</u>	<u>\$ 1,453</u>

See independent auditors' report on supplementary information.

TOWN OF NORTH KINGSTOWN, RHODE ISLAND

COMBINING BALANCE SHEET SCHOOL DEPARTMENT FUNDS JUNE 30, 2020

	SCHOOL DEPARTMENT FUNDS					
	2114 McKinney Vento-Odd	2115 IDEA Part B-COZ	2116 Scholarship America	2120 ELL Categorical Aid	2122 Perkins - Coventry	2128 RI Leg-DMS
Assets						
Cash and cash equivalents	\$ --	\$ --	\$ --	\$ --	\$ --	\$ 2,500
Due from federal & state governments	--	--	--	4,014	--	--
Due from other funds	--	2,239	--	--	--	--
Other receivables	--	--	--	--	--	--
Prepays	--	--	--	--	--	--
Total Assets	<u>\$ --</u>	<u>\$ 2,239</u>	<u>\$ --</u>	<u>\$ 4,014</u>	<u>\$ --</u>	<u>\$ 2,500</u>
Liabilities						
Accounts payable and accrued expenditures	\$ --	\$ --	\$ --	\$ 1,434	\$ --	\$ --
Due to other funds	--	2,239	--	2,580	--	--
Advance from Town	--	--	--	--	--	--
Due to other governments	--	--	--	--	--	--
Total Liabilities	<u>--</u>	<u>2,239</u>	<u>--</u>	<u>4,014</u>	<u>--</u>	<u>--</u>
Fund Balances						
Nonspendable	--	--	--	--	--	--
Restricted	--	--	--	--	--	2,500
Assigned	--	--	--	--	--	--
Unassigned	--	--	--	--	--	--
Total Fund Balances	<u>--</u>	<u>--</u>	<u>--</u>	<u>--</u>	<u>--</u>	<u>2,500</u>
Total Liabilities and Fund Balances	<u>\$ --</u>	<u>\$ 2,239</u>	<u>\$ --</u>	<u>\$ 4,014</u>	<u>\$ --</u>	<u>\$ 2,500</u>

See independent auditors' report on supplementary information.

TOWN OF NORTH KINGSTOWN, RHODE ISLAND

COMBINING BALANCE SHEET SCHOOL DEPARTMENT FUNDS JUNE 30, 2020

	SCHOOL DEPARTMENT FUNDS					
	2130	2132	2133	2160	2180	2234
	Title II	CTE Categorical	Healthy Schools	Wireless	IDEA Preschool	United Way
Assets						
Cash and cash equivalents	\$ --	\$ 5,028	\$ 1,846	\$ 1	\$ --	\$ 1,601
Due from federal & state governments	33,777	72,003	--	--	743	--
Due from other funds	--	--	--	--	--	--
Other receivables	--	--	--	--	--	--
Prepays	--	--	--	--	--	--
Total Assets	<u>\$ 33,777</u>	<u>\$ 77,031</u>	<u>\$ 1,846</u>	<u>\$ 1</u>	<u>\$ 743</u>	<u>\$ 1,601</u>
Liabilities						
Accounts payable and accrued expenditures	\$ 1,700	\$ 1,200	\$ --	\$ --	\$ 563	\$ --
Due to other funds	32,077	--	--	--	180	--
Advance from Town	--	--	--	--	--	--
Due to other governments	--	--	--	--	--	--
Total Liabilities	<u>33,777</u>	<u>1,200</u>	<u>--</u>	<u>--</u>	<u>743</u>	<u>--</u>
Fund Balances						
Nonspendable	--	--	--	--	--	--
Restricted	--	75,831	1,846	1	--	1,601
Assigned	--	--	--	--	--	--
Unassigned	--	--	--	--	--	--
Total Fund Balances	<u>--</u>	<u>75,831</u>	<u>1,846</u>	<u>1</u>	<u>--</u>	<u>1,601</u>
Total Liabilities and Fund Balances	<u>\$ 33,777</u>	<u>\$ 77,031</u>	<u>\$ 1,846</u>	<u>\$ 1</u>	<u>\$ 743</u>	<u>\$ 1,601</u>

See independent auditors' report on supplementary information.

TOWN OF NORTH KINGSTOWN, RHODE ISLAND

COMBINING BALANCE SHEET SCHOOL DEPARTMENT FUNDS JUNE 30, 2020

	SCHOOL DEPARTMENT FUNDS					
	2300	2304	2311	2102	2317	2318
	Women's Club	Drug Free Donations	RI Leg-April Vaca Camp	Walmart Donations	RI Council Humanities	RISCA Big Yellow
Assets						
Cash and cash equivalents	\$ --	\$ 1,151	\$ 1,000	\$ 1,601	\$ 644	\$ 1,274
Due from federal & state governments	--	--	--	--	--	--
Due from other funds	--	--	--	--	--	--
Other receivables	--	--	--	--	--	--
Prepays	--	--	--	--	--	--
Total Assets	<u>\$ --</u>	<u>\$ 1,151</u>	<u>\$ 1,000</u>	<u>\$ 1,601</u>	<u>\$ 644</u>	<u>\$ 1,274</u>
Liabilities						
Accounts payable and accrued expenditures	\$ --	\$ --	\$ --	\$ --	\$ --	\$ --
Due to other funds	--	--	--	--	--	--
Advance from Town	--	--	--	--	--	--
Due to other governments	--	--	--	--	--	--
Total Liabilities	<u>--</u>	<u>--</u>	<u>--</u>	<u>--</u>	<u>--</u>	<u>--</u>
Fund Balances						
Nonspendable	--	--	--	--	--	--
Restricted	--	1,151	1,000	--	644	1,274
Assigned	--	--	--	1,601	--	--
Unassigned	--	--	--	--	--	--
Total Fund Balances	<u>--</u>	<u>1,151</u>	<u>1,000</u>	<u>1,601</u>	<u>644</u>	<u>1,274</u>
Total Liabilities and Fund Balances	<u>\$ --</u>	<u>\$ 1,151</u>	<u>\$ 1,000</u>	<u>\$ 1,601</u>	<u>\$ 644</u>	<u>\$ 1,274</u>

See independent auditors' report on supplementary information.

TOWN OF NORTH KINGSTOWN, RHODE ISLAND

COMBINING BALANCE SHEET SCHOOL DEPARTMENT FUNDS JUNE 30, 2020

	SCHOOL DEPARTMENT FUNDS					
	2319 COZ Family Center	2320 RISCA Silk Road	2321 Find Your Grind	2322 FM Global	2402 USDA FFVP	2403 Drug Free-Odd
Assets						
Cash and cash equivalents	\$ --	\$ 3,302	\$ 271	\$ 971	\$ --	\$ --
Due from federal & state governments	9,358	--	--	--	9,626	--
Due from other funds	13,288	--	--	--	--	--
Other receivables	--	--	--	--	--	--
Prepays	--	--	--	--	--	--
Total Assets	<u>\$ 22,646</u>	<u>\$ 3,302</u>	<u>\$ 271</u>	<u>\$ 971</u>	<u>\$ 9,626</u>	<u>\$ --</u>
Liabilities						
Accounts payable and accrued expenditures	\$ 293	\$ 400	\$ --	\$ --	\$ --	\$ --
Due to other funds	22,353	--	--	--	9,626	--
Advance from Town	--	--	--	--	--	--
Due to other governments	--	--	--	--	--	--
Total Liabilities	<u>22,646</u>	<u>400</u>	<u>--</u>	<u>--</u>	<u>9,626</u>	<u>--</u>
Fund Balances						
Nonspendable	--	--	--	--	--	--
Restricted	--	2,902	271	--	--	--
Assigned	--	--	--	971	--	--
Unassigned	--	--	--	--	--	--
Total Fund Balances	<u>--</u>	<u>2,902</u>	<u>271</u>	<u>971</u>	<u>--</u>	<u>--</u>
Total Liabilities and Fund Balances	<u>\$ 22,646</u>	<u>\$ 3,302</u>	<u>\$ 271</u>	<u>\$ 971</u>	<u>\$ 9,626</u>	<u>\$ --</u>

See independent auditors' report on supplementary information.

TOWN OF NORTH KINGSTOWN, RHODE ISLAND

COMBINING BALANCE SHEET SCHOOL DEPARTMENT FUNDS JUNE 30, 2020

	SCHOOL DEPARTMENT FUNDS					
	2404	2405	2406	2111	2408	2409
	R.I.I.L.	COZ Misc Donations	Scholarship America-DMS/HS	RISCA	Use of Buildings	Feinstein Foundation
Assets						
Cash and cash equivalents	\$ 547	\$ 22,540	\$ 2,962	\$ 160	\$ --	\$ 44,240
Due from federal & state governments	--	--	--	--	--	--
Due from other funds	--	--	--	--	--	--
Other receivables	--	--	--	--	907	--
Prepays	--	--	--	--	--	--
Total Assets	<u>\$ 547</u>	<u>\$ 22,540</u>	<u>\$ 2,962</u>	<u>\$ 160</u>	<u>\$ 907</u>	<u>\$ 44,240</u>
Liabilities						
Accounts payable and accrued expenditures	\$ --	\$ 274	\$ 2,289	\$ --	\$ --	\$ --
Due to other funds	--	--	--	--	907	--
Advance from Town	--	--	--	--	--	--
Due to other governments	--	--	--	--	--	--
Total Liabilities	<u>--</u>	<u>274</u>	<u>2,289</u>	<u>--</u>	<u>907</u>	<u>--</u>
Fund Balances						
Nonspendable	--	--	--	--	--	--
Restricted	547	22,266	673	160	--	44,240
Assigned	--	--	--	--	--	--
Unassigned	--	--	--	--	--	--
Total Fund Balances	<u>547</u>	<u>22,266</u>	<u>673</u>	<u>160</u>	<u>--</u>	<u>44,240</u>
Total Liabilities and Fund Balances	<u>\$ 547</u>	<u>\$ 22,540</u>	<u>\$ 2,962</u>	<u>\$ 160</u>	<u>\$ 907</u>	<u>\$ 44,240</u>

See independent auditors' report on supplementary information.

TOWN OF NORTH KINGSTOWN, RHODE ISLAND

COMBINING BALANCE SHEET SCHOOL DEPARTMENT FUNDS JUNE 30, 2020

SCHOOL DEPARTMENT FUNDS

	2410 RI Foundation SPARKS	2413 Robotics Donations	2414 AASA Food Svc	2415 Donations Coaches	2412 RIAEYC	2429 Exxon Mobil
Assets						
Cash and cash equivalents	\$ 5,105	\$ 7,486	\$ 4,933	\$ --	\$ 8,000	\$ 1,399
Due from federal & state governments	--	--	--	--	--	--
Due from other funds	--	--	--	--	--	--
Other receivables	--	--	--	--	--	--
Prepays	--	--	--	--	--	--
Total Assets	<u>\$ 5,105</u>	<u>\$ 7,486</u>	<u>\$ 4,933</u>	<u>\$ --</u>	<u>\$ 8,000</u>	<u>\$ 1,399</u>
Liabilities						
Accounts payable and accrued expenditures	\$ --	\$ --	\$ --	\$ --	\$ --	\$ --
Due to other funds	--	--	--	--	--	--
Advance from Town	--	--	--	--	--	--
Due to other governments	--	--	--	--	--	--
Total Liabilities	<u>--</u>	<u>--</u>	<u>--</u>	<u>--</u>	<u>--</u>	<u>--</u>
Fund Balances						
Nonspendable	--	--	--	--	--	--
Restricted	5,105	7,486	4,933	--	8,000	1,399
Assigned	--	--	--	--	--	--
Unassigned	--	--	--	--	--	--
Total Fund Balances	<u>5,105</u>	<u>7,486</u>	<u>4,933</u>	<u>--</u>	<u>8,000</u>	<u>1,399</u>
Total Liabilities and Fund Balances	<u>\$ 5,105</u>	<u>\$ 7,486</u>	<u>\$ 4,933</u>	<u>\$ --</u>	<u>\$ 8,000</u>	<u>\$ 1,399</u>

See independent auditors' report on supplementary information.

TOWN OF NORTH KINGSTOWN, RHODE ISLAND

COMBINING BALANCE SHEET SCHOOL DEPARTMENT FUNDS JUNE 30, 2020

	SCHOOL DEPARTMENT FUNDS					
	2434 RI Children's Dentistry	2438 People's Credit Union	2454 Credit Unions of RI	2601 Fuji Film Company-HS	2700 NEARI Childrens Fund	2701 Undersea Science
Assets						
Cash and cash equivalents	\$ --	\$ --	\$ 4,086	\$ 1,020	\$ --	\$ --
Due from federal & state governments	--	--	--	--	--	--
Due from other funds	--	--	--	--	--	--
Other receivables	--	--	--	--	--	--
Prepays	--	--	--	--	--	--
Total Assets	<u>\$ --</u>	<u>\$ --</u>	<u>\$ 4,086</u>	<u>\$ 1,020</u>	<u>\$ --</u>	<u>\$ --</u>
Liabilities						
Accounts payable and accrued expenditures	\$ --	\$ --	\$ --	\$ --	\$ --	\$ --
Due to other funds	--	--	--	--	--	--
Advance from Town	--	--	--	--	--	--
Due to other governments	--	--	--	--	--	--
Total Liabilities	<u>--</u>	<u>--</u>	<u>--</u>	<u>--</u>	<u>--</u>	<u>--</u>
Fund Balances						
Nonspendable	--	--	--	--	--	--
Restricted	--	--	4,086	1,020	--	--
Assigned	--	--	--	--	--	--
Unassigned	--	--	--	--	--	--
Total Fund Balances	<u>--</u>	<u>--</u>	<u>4,086</u>	<u>1,020</u>	<u>--</u>	<u>--</u>
Total Liabilities and Fund Balances	<u>\$ --</u>	<u>\$ --</u>	<u>\$ 4,086</u>	<u>\$ 1,020</u>	<u>\$ --</u>	<u>\$ --</u>

See independent auditors' report on supplementary information.

TOWN OF NORTH KINGSTOWN, RHODE ISLAND

COMBINING BALANCE SHEET SCHOOL DEPARTMENT FUNDS JUNE 30, 2020

	SCHOOL DEPARTMENT FUNDS						
	2702 NK Comm Chorus	2703 Sth Pov Law Cntr	2706 Schl Support Pln Implmnt	2712 German Amer Partn	2713 South County Health	2103 CARES ESSER	2207 Perkins TSA Grant
Assets							
Cash and cash equivalents	\$ --	\$ 4,449	\$ --	\$ 1,045	\$ 29,376	\$ --	\$ 2,729
Due from federal & state governments	--	--	--	--	--	435,622	--
Due from other funds	--	--	--	--	--	--	--
Other receivables	--	--	--	--	--	--	--
Prepays	--	--	--	--	--	--	--
Total Assets	<u>\$ --</u>	<u>\$ 4,449</u>	<u>\$ --</u>	<u>\$ 1,045</u>	<u>\$ 29,376</u>	<u>\$ 435,622</u>	<u>\$ 2,729</u>
Liabilities							
Accounts payable and accrued expenditures	\$ --	\$ --	\$ --	\$ --	\$ 274	\$ --	\$ 2,729
Due to other funds	--	--	--	--	--	435,622	--
Advance from Town	--	--	--	--	--	--	--
Due to other governments	--	--	--	--	--	--	--
Total Liabilities	<u>--</u>	<u>--</u>	<u>--</u>	<u>--</u>	<u>274</u>	<u>435,622</u>	<u>2,729</u>
Fund Balances							
Nonspendable	--	--	--	--	--	--	--
Restricted	--	4,449	--	1,045	29,102	--	--
Assigned	--	--	--	--	--	--	--
Unassigned	--	--	--	--	--	--	--
Total Fund Balances	<u>--</u>	<u>4,449</u>	<u>--</u>	<u>1,045</u>	<u>29,102</u>	<u>--</u>	<u>--</u>
Total Liabilities and Fund Balances	<u>\$ --</u>	<u>\$ 4,449</u>	<u>\$ --</u>	<u>\$ 1,045</u>	<u>\$ 29,376</u>	<u>\$ 435,622</u>	<u>\$ 2,729</u>

See independent auditors' report on supplementary information.

TOWN OF NORTH KINGSTOWN, RHODE ISLAND

COMBINING BALANCE SHEET SCHOOL DEPARTMENT FUNDS JUNE 30, 2020

	SCHOOL DEPARTMENT FUNDS						Total
	2440	2705	2707	2708	2709	2710	School
	Youth Ser	Interbuild	Kid Wind	Verizon	Preventum	ACT	Department
	America	Donation		Donation	Initiative	AID	Funds
Assets							
Cash and cash equivalents	\$ 600	\$ 2,500	\$ 238	\$ 750	\$ 3,000	\$ 2,246	\$ 6,434,354
Due from federal & state governments	--	--	--	--	--	--	915,007
Due from other funds	--	--	--	--	--	--	863,054
Other receivables	--	--	--	--	--	--	104,700
Prepays	--	--	--	--	--	--	8,604
Total Assets	<u>\$ 600</u>	<u>\$ 2,500</u>	<u>\$ 238</u>	<u>\$ 750</u>	<u>\$ 3,000</u>	<u>\$ 2,246</u>	<u>\$ 8,325,719</u>
Liabilities							
Accounts payable and accrued expenditures	\$ --	\$ --	\$ --	\$ --	\$ --	\$ --	\$ 2,554,983
Due to other funds	--	--	--	--	--	--	841,077
Advance from Town	--	--	--	--	--	--	452,552
Due to other governments	--	--	--	--	--	--	--
Total Liabilities	<u>--</u>	<u>--</u>	<u>--</u>	<u>--</u>	<u>--</u>	<u>--</u>	<u>3,848,612</u>
Fund Balances							
Nonspendable	--	--	--	--	--	--	8,604
Restricted	--	--	--	--	--	--	226,380
Assigned	600	2,500	238	750	3,000	2,246	4,242,123
Unassigned	--	--	--	--	--	--	--
Total Fund Balances	<u>600</u>	<u>2,500</u>	<u>238</u>	<u>750</u>	<u>3,000</u>	<u>2,246</u>	<u>4,477,107</u>
Total Liabilities and Fund Balances	<u>\$ 600</u>	<u>\$ 2,500</u>	<u>\$ 238</u>	<u>\$ 750</u>	<u>\$ 3,000</u>	<u>\$ 2,246</u>	<u>\$ 8,325,719</u>

See independent auditors' report on supplementary information.

TOWN OF NORTH KINGSTOWN, RHODE ISLAND

COMBINING STATEMENT OF REVENUES, EXPENDITURES, AND CHANGES IN FUND BALANCES SCHOOL DEPARTMENT FUNDS FOR THE YEAR ENDED JUNE 30, 2020

	SCHOOL DEPARTMENT FUNDS					
	1000 School Unrestricted	2100 IDEA Part B	2104 Title III	2109 CTE Competitive	2110 Title I	2113 McKinney Vento-Even
Revenues						
Intergovernmental	\$ 10,599,944	\$ 915,466	\$ 9,785	\$ --	\$ 428,800	\$ 16,709
On behalf pension contribution	3,261,477	--	--	--	--	--
Other revenue	4,062,290	--	--	--	--	--
Total Revenues	<u>17,923,711</u>	<u>915,466</u>	<u>9,785</u>	<u>--</u>	<u>428,800</u>	<u>16,709</u>
Expenditures						
Education	65,651,137	915,466	9,785	11,040	428,800	16,709
On behalf pension contribution	3,261,477	--	--	--	--	--
Capital outlay	741,570	--	--	--	--	--
Total Expenditures	<u>69,654,184</u>	<u>915,466</u>	<u>9,785</u>	<u>11,040</u>	<u>428,800</u>	<u>16,709</u>
Excess (Deficiency) of Revenues Over (Under) Expenditures	<u>(51,730,473)</u>	<u>--</u>	<u>--</u>	<u>(11,040)</u>	<u>--</u>	<u>--</u>
Other Financing Sources (Uses)						
Transfers in	54,362,817	--	--	--	--	--
Transfers out	(259,932)	--	--	--	--	--
Total Other Financing Sources (Uses)	<u>54,102,885</u>	<u>--</u>	<u>--</u>	<u>--</u>	<u>--</u>	<u>--</u>
Net Change in Fund Balance	<u>2,372,412</u>	<u>--</u>	<u>--</u>	<u>(11,040)</u>	<u>--</u>	<u>--</u>
Fund Balances - Beginning of Year	<u>1,866,409</u>	<u>--</u>	<u>--</u>	<u>13,888</u>	<u>--</u>	<u>--</u>
Fund Balances - End of Year	<u>\$ 4,238,821</u>	<u>\$ --</u>	<u>\$ --</u>	<u>\$ 2,848</u>	<u>\$ --</u>	<u>\$ --</u>

See independent auditors' report on supplementary information.

TOWN OF NORTH KINGSTOWN, RHODE ISLAND

COMBINING STATEMENT OF REVENUES, EXPENDITURES, AND CHANGES IN FUND BALANCES SCHOOL DEPARTMENT FUNDS FOR THE YEAR ENDED JUNE 30, 2020

	SCHOOL DEPARTMENT FUNDS					
	2114 McKinney Vento-Odd	2115 IDEA Part B-COZ	2116 Scholarship America	2120 ELL Categorical Aid	2122 Perkins - Coventry	2128 RI Leg-DMS
Revenues						
Intergovernmental	\$ 16,794	\$ 4,986	\$ --	\$ 6,174	\$ 5,010	\$ --
On behalf pension contribution	--	--	--	--	--	--
Other revenue	--	--	--	--	--	--
Total Revenues	<u>16,794</u>	<u>4,986</u>	<u>--</u>	<u>6,174</u>	<u>5,010</u>	<u>--</u>
Expenditures						
Education	16,794	4,986	69	6,174	5,010	--
On behalf pension contribution	--	--	--	--	--	--
Capital outlay	--	--	--	--	--	--
Total Expenditures	<u>16,794</u>	<u>4,986</u>	<u>69</u>	<u>6,174</u>	<u>5,010</u>	<u>--</u>
Excess (Deficiency) of Revenues Over (Under) Expenditures	<u>--</u>	<u>--</u>	<u>(69)</u>	<u>--</u>	<u>--</u>	<u>--</u>
Other Financing Sources (Uses)						
Transfers in	--	--	--	--	--	--
Transfers out	--	--	--	--	--	--
Total Other Financing Sources (Uses)	<u>--</u>	<u>--</u>	<u>--</u>	<u>--</u>	<u>--</u>	<u>--</u>
Net Change in Fund Balance	<u>--</u>	<u>--</u>	<u>(69)</u>	<u>--</u>	<u>--</u>	<u>--</u>
Fund Balances - Beginning of Year	<u>--</u>	<u>--</u>	<u>69</u>	<u>--</u>	<u>--</u>	<u>2,500</u>
Fund Balances - End of Year	<u>\$ --</u>	<u>\$ --</u>	<u>\$ --</u>	<u>\$ --</u>	<u>\$ --</u>	<u>\$ 2,500</u>

See independent auditors' report on supplementary information.

TOWN OF NORTH KINGSTOWN, RHODE ISLAND

COMBINING STATEMENT OF REVENUES, EXPENDITURES, AND CHANGES IN FUND BALANCES SCHOOL DEPARTMENT FUNDS FOR THE YEAR ENDED JUNE 30, 2020

	SCHOOL DEPARTMENT FUNDS					
	2130	2132	2133	2160	2180	2234
	Title II	CTE Categorical	Healthy Schools	Wireless	IDEA Preschool	United Way
Revenues						
Intergovernmental	\$ 196,445	\$ 72,003	\$ --	\$ --	\$ 13,708	\$ --
On behalf pension contribution	--	--	--	--	--	--
Other revenue	--	--	--	--	--	12,000
Total Revenues	<u>196,445</u>	<u>72,003</u>	<u>--</u>	<u>--</u>	<u>13,708</u>	<u>12,000</u>
Expenditures						
Education	196,445	19,729	--	--	13,708	26,241
On behalf pension contribution	--	--	--	--	--	--
Capital outlay	--	--	--	--	--	--
Total Expenditures	<u>196,445</u>	<u>19,729</u>	<u>--</u>	<u>--</u>	<u>13,708</u>	<u>26,241</u>
Excess (Deficiency) of Revenues Over (Under) Expenditures	<u>--</u>	<u>52,274</u>	<u>--</u>	<u>--</u>	<u>--</u>	<u>(14,241)</u>
Other Financing Sources (Uses)						
Transfers in	--	--	--	--	--	--
Transfers out	--	--	--	--	--	--
Total Other Financing Sources (Uses)	<u>--</u>	<u>--</u>	<u>--</u>	<u>--</u>	<u>--</u>	<u>--</u>
Net Change in Fund Balance	<u>--</u>	<u>52,274</u>	<u>--</u>	<u>--</u>	<u>--</u>	<u>(14,241)</u>
Fund Balances - Beginning of Year	<u>--</u>	<u>23,557</u>	<u>1,846</u>	<u>1</u>	<u>--</u>	<u>15,842</u>
Fund Balances - End of Year	<u>\$ --</u>	<u>\$ 75,831</u>	<u>\$ 1,846</u>	<u>\$ 1</u>	<u>\$ --</u>	<u>\$ 1,601</u>

See independent auditors' report on supplementary information.

TOWN OF NORTH KINGSTOWN, RHODE ISLAND

COMBINING STATEMENT OF REVENUES, EXPENDITURES, AND CHANGES IN FUND BALANCES SCHOOL DEPARTMENT FUNDS FOR THE YEAR ENDED JUNE 30, 2020

	SCHOOL DEPARTMENT FUNDS					
	2300	2304	2311	2102	2317	2318
	Women's Club	Drug Free Donations	RI Leg-April Vaca Camp	Walmart Donations	RI Council Humanities	RISCA Big Yellow
Revenues						
Intergovernmental	\$ --	\$ --	\$ 1,000	\$ --	\$ --	\$ --
On behalf pension contribution	--	--	--	--	--	--
Other revenue	--	--	--	2,600	--	--
Total Revenues	--	--	1,000	2,600	--	--
Expenditures						
Education	200	49	--	999	--	--
On behalf pension contribution	--	--	--	--	--	--
Capital outlay	--	--	--	--	--	--
Total Expenditures	200	49	--	999	--	--
Excess (Deficiency) of Revenues Over (Under) Expenditures	(200)	(49)	1,000	1,601	--	--
Other Financing Sources (Uses)						
Transfers in	--	--	--	--	--	--
Transfers out	--	--	--	--	--	--
Total Other Financing Sources (Uses)	--	--	--	--	--	--
Net Change in Fund Balance	(200)	(49)	1,000	1,601	--	--
Fund Balances - Beginning of Year	200	1,200	--	--	644	1,274
Fund Balances - End of Year	<u>\$ --</u>	<u>\$ 1,151</u>	<u>\$ 1,000</u>	<u>\$ 1,601</u>	<u>\$ 644</u>	<u>\$ 1,274</u>

See independent auditors' report on supplementary information.

TOWN OF NORTH KINGSTOWN, RHODE ISLAND

COMBINING STATEMENT OF REVENUES, EXPENDITURES, AND CHANGES IN FUND BALANCES SCHOOL DEPARTMENT FUNDS FOR THE YEAR ENDED JUNE 30, 2020

	SCHOOL DEPARTMENT FUNDS					
	2319 COZ Family Center	2320 RISCA Silk Road	2321 Find Your Grind	2322 FM Global	2402 USDA FFVP	2403 Drug Free-Odd
Revenues						
Intergovernmental	\$ 39,430	\$ 3,000	\$ --	\$ --	\$ 27,880	\$ 33,201
On behalf pension contribution	--	--	--	--	--	--
Other revenue	--	--	--	971	--	--
Total Revenues	<u>39,430</u>	<u>3,000</u>	<u>--</u>	<u>971</u>	<u>27,880</u>	<u>33,201</u>
Expenditures						
Education	39,430	400	--	--	27,880	33,201
On behalf pension contribution	--	--	--	--	--	--
Capital outlay	--	--	--	--	--	--
Total Expenditures	<u>39,430</u>	<u>400</u>	<u>--</u>	<u>--</u>	<u>27,880</u>	<u>33,201</u>
Excess (Deficiency) of Revenues Over (Under) Expenditures	<u>--</u>	<u>2,600</u>	<u>--</u>	<u>971</u>	<u>--</u>	<u>--</u>
Other Financing Sources (Uses)						
Transfers in	--	--	--	--	--	--
Transfers out	--	--	--	--	--	--
Total Other Financing Sources (Uses)	<u>--</u>	<u>--</u>	<u>--</u>	<u>--</u>	<u>--</u>	<u>--</u>
Net Change in Fund Balance	<u>--</u>	<u>2,600</u>	<u>--</u>	<u>971</u>	<u>--</u>	<u>--</u>
Fund Balances - Beginning of Year	<u>--</u>	<u>302</u>	<u>271</u>	<u>--</u>	<u>--</u>	<u>--</u>
Fund Balances - End of Year	<u>\$ --</u>	<u>\$ 2,902</u>	<u>\$ 271</u>	<u>\$ 971</u>	<u>\$ --</u>	<u>\$ --</u>

See independent auditors' report on supplementary information.

TOWN OF NORTH KINGSTOWN, RHODE ISLAND

COMBINING STATEMENT OF REVENUES, EXPENDITURES, AND CHANGES IN FUND BALANCES SCHOOL DEPARTMENT FUNDS FOR THE YEAR ENDED JUNE 30, 2020

	SCHOOL DEPARTMENT FUNDS					
	2404 R.I.I.L.	2405 COZ Misc Donations	2406 Scholarship America-DMS/HS	2111 RISCA	2408 Use of Buildings	2409 Feinstein Foundation
Revenues						
Intergovernmental	\$ --	\$ --	\$ --	\$ --	\$ --	\$ --
On behalf pension contribution	--	--	--	--	--	--
Other revenue	--	--	700	2,000	18,620	20,444
Total Revenues	<u>--</u>	<u>--</u>	<u>700</u>	<u>2,000</u>	<u>18,620</u>	<u>20,444</u>
Expenditures						
Education	395	3,657	2,289	1,840	18,620	2,431
On behalf pension contribution	--	--	--	--	--	--
Capital outlay	--	--	--	--	--	--
Total Expenditures	<u>395</u>	<u>3,657</u>	<u>2,289</u>	<u>1,840</u>	<u>18,620</u>	<u>2,431</u>
Excess (Deficiency) of Revenues Over (Under) Expenditures	<u>(395)</u>	<u>(3,657)</u>	<u>(1,589)</u>	<u>160</u>	<u>--</u>	<u>18,013</u>
Other Financing Sources (Uses)						
Transfers in	--	--	--	--	--	--
Transfers out	--	--	--	--	--	--
Total Other Financing Sources (Uses)	<u>--</u>	<u>--</u>	<u>--</u>	<u>--</u>	<u>--</u>	<u>--</u>
Net Change in Fund Balance	<u>(395)</u>	<u>(3,657)</u>	<u>(1,589)</u>	<u>160</u>	<u>--</u>	<u>18,013</u>
Fund Balances - Beginning of Year	<u>942</u>	<u>25,923</u>	<u>2,262</u>	<u>--</u>	<u>--</u>	<u>26,227</u>
Fund Balances - End of Year	<u>\$ 547</u>	<u>\$ 22,266</u>	<u>\$ 673</u>	<u>\$ 160</u>	<u>\$ --</u>	<u>\$ 44,240</u>

See independent auditors' report on supplementary information.

TOWN OF NORTH KINGSTOWN, RHODE ISLAND

COMBINING STATEMENT OF REVENUES, EXPENDITURES, AND CHANGES IN FUND BALANCES SCHOOL DEPARTMENT FUNDS FOR THE YEAR ENDED JUNE 30, 2020

	SCHOOL DEPARTMENT FUNDS					
	2410 RI Foundation SPARKS	2413 Robotics Donations	2414 AASA Food Svc	2415 Donations Coaches	2412 RIAETC	2429 Exxon Mobil
Revenues						
Intergovernmental	\$ --	\$ --	\$ --	\$ --	\$ --	\$ --
On behalf pension contribution	--	--	--	--	--	--
Other revenue	<u>17,527</u>	<u>3,000</u>	<u>--</u>	<u>15,370</u>	<u>8,000</u>	<u>500</u>
Total Revenues	<u>17,527</u>	<u>3,000</u>	<u>--</u>	<u>15,370</u>	<u>8,000</u>	<u>500</u>
Expenditures						
Education	13,316	--	--	15,370	--	--
On behalf pension contribution	--	--	--	--	--	--
Capital outlay	<u>--</u>	<u>--</u>	<u>--</u>	<u>--</u>	<u>--</u>	<u>--</u>
Total Expenditures	<u>13,316</u>	<u>--</u>	<u>--</u>	<u>15,370</u>	<u>--</u>	<u>--</u>
Excess (Deficiency) of Revenues Over (Under) Expenditures	<u>4,211</u>	<u>3,000</u>	<u>--</u>	<u>--</u>	<u>8,000</u>	<u>500</u>
Other Financing Sources (Uses)						
Transfers in	--	--	--	--	--	--
Transfers out	<u>--</u>	<u>--</u>	<u>--</u>	<u>--</u>	<u>--</u>	<u>--</u>
Total Other Financing Sources (Uses)	<u>--</u>	<u>--</u>	<u>--</u>	<u>--</u>	<u>--</u>	<u>--</u>
Net Change in Fund Balance	<u>4,211</u>	<u>3,000</u>	<u>--</u>	<u>--</u>	<u>8,000</u>	<u>500</u>
Fund Balances - Beginning of Year	<u>894</u>	<u>4,486</u>	<u>4,933</u>	<u>--</u>	<u>--</u>	<u>899</u>
Fund Balances - End of Year	<u>\$ 5,105</u>	<u>\$ 7,486</u>	<u>\$ 4,933</u>	<u>\$ --</u>	<u>\$ 8,000</u>	<u>\$ 1,399</u>

See independent auditors' report on supplementary information.

TOWN OF NORTH KINGSTOWN, RHODE ISLAND

COMBINING STATEMENT OF REVENUES, EXPENDITURES, AND CHANGES IN FUND BALANCES SCHOOL DEPARTMENT FUNDS FOR THE YEAR ENDED JUNE 30, 2020

	SCHOOL DEPARTMENT FUNDS					
	2434 RI Children's Dentistry	2438 People's Credit Union	2454 Credit Unions of RI	2601 Fuji Film Company-HS	2700 NEARI Childrens Fund	2701 Undersea Science
Revenues						
Intergovernmental	\$ --	\$ --	\$ --	\$ --	\$ --	\$ --
On behalf pension contribution	--	--	--	--	--	--
Other revenue	--	(320)	3,304	--	--	--
Total Revenues	--	(320)	3,304	--	--	--
Expenditures						
Education	82	582	--	3,000	100	80
On behalf pension contribution	--	--	--	--	--	--
Capital outlay	--	--	--	--	--	--
Total Expenditures	82	582	--	3,000	100	80
Excess (Deficiency) of Revenues Over (Under) Expenditures	(82)	(902)	3,304	(3,000)	(100)	(80)
Other Financing Sources (Uses)						
Transfers in	--	--	--	--	--	--
Transfers out	--	--	--	--	--	--
Total Other Financing Sources (Uses)	--	--	--	--	--	--
Net Change in Fund Balance	(82)	(902)	3,304	(3,000)	(100)	(80)
Fund Balances - Beginning of Year	82	902	782	4,020	100	80
Fund Balances - End of Year	\$ --	\$ --	\$ 4,086	\$ 1,020	\$ --	\$ --

See independent auditors' report on supplementary information.

TOWN OF NORTH KINGSTOWN, RHODE ISLAND

COMBINING STATEMENT OF REVENUES, EXPENDITURES, AND CHANGES IN FUND BALANCES SCHOOL DEPARTMENT FUNDS FOR THE YEAR ENDED JUNE 30, 2020

	SCHOOL DEPARTMENT FUNDS						
	2702 NK Comm Chorus	2703 Sth Pov Law Cntr	2706 Schl Support Pln Implmnt	2712 German Amer Partn	2713 South County Health	2103 CARES ESSER	2207 Perkins TSA Grant
Revenues							
Intergovernmental	\$ --	\$ --	\$ 868	\$ --	\$ --	\$ 435,622	\$ --
On behalf pension contribution	--	--	--	--	--	--	--
Other revenue	3,000	--	--	--	40,000	--	--
Total Revenues	<u>3,000</u>	<u>--</u>	<u>868</u>	<u>--</u>	<u>40,000</u>	<u>435,622</u>	<u>--</u>
Expenditures							
Education	3,000	--	--	--	23,181	435,622	--
On behalf pension contribution	--	--	--	--	--	--	--
Capital outlay	--	--	--	--	--	--	--
Total Expenditures	<u>3,000</u>	<u>--</u>	<u>--</u>	<u>--</u>	<u>23,181</u>	<u>435,622</u>	<u>--</u>
Excess (Deficiency) of Revenues Over (Under) Expenditures	<u>--</u>	<u>--</u>	<u>868</u>	<u>--</u>	<u>16,819</u>	<u>--</u>	<u>--</u>
Other Financing Sources (Uses)							
Transfers in	--	--	--	--	--	--	--
Transfers out	--	--	--	--	--	--	--
Total Other Financing Sources (Uses)	<u>--</u>	<u>--</u>	<u>--</u>	<u>--</u>	<u>--</u>	<u>--</u>	<u>--</u>
Net Change in Fund Balance	<u>--</u>	<u>--</u>	<u>868</u>	<u>--</u>	<u>16,819</u>	<u>--</u>	<u>--</u>
Fund Balances - Beginning of Year	<u>--</u>	<u>4,449</u>	<u>(868)</u>	<u>1,045</u>	<u>12,283</u>	<u>--</u>	<u>--</u>
Fund Balances - End of Year	<u>\$ --</u>	<u>\$ 4,449</u>	<u>\$ --</u>	<u>\$ 1,045</u>	<u>\$ 29,102</u>	<u>\$ --</u>	<u>\$ --</u>

See independent auditors' report on supplementary information.

TOWN OF NORTH KINGSTOWN, RHODE ISLAND

COMBINING STATEMENT OF REVENUES, EXPENDITURES, AND CHANGES IN FUND BALANCES SCHOOL DEPARTMENT FUNDS FOR THE YEAR ENDED JUNE 30, 2020

	SCHOOL DEPARTMENT FUNDS						Total School Restricted Funds
	2440 Youth Ser America	2705 Interbuild Donation	2707 Kid Wind	2708 Verizon Donation	2709 Preventum Initiative	2710 ACT AID	
Revenues							
Intergovernmental	\$ --	\$ --	\$ --	\$ --	\$ --	\$ --	\$ 12,826,825
On behalf pension contribution	--	--	--	--	--	--	3,261,477
Other revenue	<u>600</u>	<u>2,500</u>	<u>700</u>	<u>750</u>	<u>5,000</u>	<u>2,246</u>	<u>4,221,802</u>
Total Revenues	<u>600</u>	<u>2,500</u>	<u>700</u>	<u>750</u>	<u>5,000</u>	<u>2,246</u>	<u>20,310,104</u>
Expenditures							
Education	--	--	462	--	2,000	--	67,950,279
On behalf pension contribution	--	--	--	--	--	--	3,261,477
Capital outlay	<u>--</u>	<u>--</u>	<u>--</u>	<u>--</u>	<u>--</u>	<u>--</u>	<u>741,570</u>
Total Expenditures	<u>--</u>	<u>--</u>	<u>462</u>	<u>--</u>	<u>2,000</u>	<u>--</u>	<u>71,953,326</u>
Excess (Deficiency) of Revenues Over (Under) Expenditures	<u>600</u>	<u>2,500</u>	<u>238</u>	<u>750</u>	<u>3,000</u>	<u>2,246</u>	<u>(51,643,222)</u>
Other Financing Sources (Uses)							
Transfers in	--	--	--	--	--	--	54,362,817
Transfers out	<u>--</u>	<u>--</u>	<u>--</u>	<u>--</u>	<u>--</u>	<u>--</u>	<u>(259,932)</u>
Total Other Financing Sources (Uses)	<u>--</u>	<u>--</u>	<u>--</u>	<u>--</u>	<u>--</u>	<u>--</u>	<u>54,102,885</u>
Net Change in Fund Balance	<u>600</u>	<u>2,500</u>	<u>238</u>	<u>750</u>	<u>3,000</u>	<u>2,246</u>	<u>2,459,663</u>
Fund Balances - Beginning of Year	<u>--</u>	<u>--</u>	<u>--</u>	<u>--</u>	<u>--</u>	<u>--</u>	<u>2,017,444</u>
Fund Balances - End of Year	<u>\$ 600</u>	<u>\$ 2,500</u>	<u>\$ 238</u>	<u>\$ 750</u>	<u>\$ 3,000</u>	<u>\$ 2,246</u>	<u>\$ 4,477,107</u>

See independent auditors' report on supplementary information.

TOWN OF NORTH KINGSTOWN, RHODE ISLAND

COMBINING STATEMENT OF NET POSITION NONMAJOR PROPRIETARY FUNDS

JUNE 30, 2020

	Business-type Activities - Enterprise Funds								Governmental Activities - Internal Service Funds
	431	6001	6002	6004	6014	6013	162	130	165
	Quonset/ Davisville Reserve	Nutrition- School Lunch	Computer Repair Maint Program	Athletic Gate Receipts	Athletic Activities Sports Camp	Music Choir and Orchestra	Transfer Station	Municipal Court	Workers Compensation
								Total Enterprise Funds	
Assets									
Current Assets									
Cash and cash equivalents	\$ 23,183	\$ 80,967	\$ 38,787	\$ 35,187	\$ 36,056	\$ 15,475	\$ 200	\$ 20,561	\$ 250,416
Other receivables	--	59,454	--	300	--	--	21,103	--	80,857
Due from federal and state governments	--	59,230	--	--	--	--	--	1,851	61,081
Due from other funds	--	92,762	--	--	--	--	--	--	92,762
Prepaid expenses	--	42,157	--	--	--	--	--	--	42,157
Total Current Assets	<u>23,183</u>	<u>334,570</u>	<u>38,787</u>	<u>35,487</u>	<u>36,056</u>	<u>15,475</u>	<u>21,303</u>	<u>22,412</u>	<u>527,273</u>
Noncurrent Assets									
Capital assets, net	--	24,453	--	--	--	--	--	--	24,453
Total Assets	<u>23,183</u>	<u>359,023</u>	<u>38,787</u>	<u>35,487</u>	<u>36,056</u>	<u>15,475</u>	<u>21,303</u>	<u>22,412</u>	<u>551,726</u>
Liabilities									
Current Liabilities									
Accounts payable and accrued expenses	--	28,320	--	14,592	36	--	44,024	11,058	98,030
Due to other funds	--	--	--	--	--	--	151,020	--	151,020
Current portion of compensated absences	--	--	--	--	--	--	22,814	--	22,814
Unearned revenue	--	--	--	--	--	--	--	--	--
Total Current Liabilities	<u>--</u>	<u>28,320</u>	<u>--</u>	<u>14,592</u>	<u>36</u>	<u>--</u>	<u>217,858</u>	<u>11,058</u>	<u>271,864</u>
Noncurrent Liabilities									
Long-term portion of compensated absences	--	--	--	--	--	--	1,984	--	1,984
Total Liabilities	<u>--</u>	<u>28,320</u>	<u>--</u>	<u>14,592</u>	<u>36</u>	<u>--</u>	<u>219,842</u>	<u>11,058</u>	<u>273,848</u>
Net Position									
Investment in capital assets	--	24,453	--	--	--	--	--	--	24,453
Unrestricted	23,183	306,250	38,787	20,895	36,020	15,475	(198,539)	11,354	253,425
Total Net Position	<u>\$ 23,183</u>	<u>\$ 330,703</u>	<u>\$ 38,787</u>	<u>\$ 20,895</u>	<u>\$ 36,020</u>	<u>\$ 15,475</u>	<u>\$ (198,539)</u>	<u>\$ 11,354</u>	<u>\$ 277,878</u>

See independent auditors' report on supplementary information.

TOWN OF NORTH KINGSTOWN, RHODE ISLAND

COMBINING STATEMENT OF CHANGES IN NET POSITION NONMAJOR PROPRIETARY FUNDS FOR THE YEAR ENDED JUNE 30, 2020

	Business-type Activities - Enterprise Funds									Governmental Activities - Internal Service Funds
	431 Quonset/ Davisville Reserve	6001 Nutrition- School Lunch	6002 Computer Repair Maint Program	6004 Athletic Gate Receipts	6014 Athletic Activities Sports Camp	6013 Music Choir and Orchestra	162 Transfer Station	130 Municipal Court	Total Enterprise Funds	165 Workers Compensation
Operating Revenues										
Charges for services	\$ --	\$ 430,975	\$ 29,959	\$ 29,917	\$ 60,225	\$ 15,475	\$ 646,607	\$ 193,320	\$ 1,406,478	\$ --
Intergovernmental	--	659,434	--	--	--	--	--	--	659,434	--
Total Operating Revenues	<u>--</u>	<u>1,090,409</u>	<u>29,959</u>	<u>29,917</u>	<u>60,225</u>	<u>15,475</u>	<u>646,607</u>	<u>193,320</u>	<u>2,065,912</u>	<u>--</u>
Operating Expenses										
Transfer station operations	--	--	--	--	--	--	623,447	--	623,447	--
Education	--	1,011,002	25	44,540	51,243	--	--	--	1,106,810	--
Depreciation	--	2,717	--	--	--	--	--	--	2,717	--
Other operating costs	<u>--</u>	<u>--</u>	<u>--</u>	<u>--</u>	<u>--</u>	<u>--</u>	<u>--</u>	<u>102,961</u>	<u>102,961</u>	<u>--</u>
Total Operating Expenses	<u>--</u>	<u>1,013,719</u>	<u>25</u>	<u>44,540</u>	<u>51,243</u>	<u>--</u>	<u>623,447</u>	<u>102,961</u>	<u>1,835,935</u>	<u>--</u>
Operating Income (Loss)	<u>--</u>	<u>76,690</u>	<u>29,934</u>	<u>(14,623)</u>	<u>8,982</u>	<u>15,475</u>	<u>23,160</u>	<u>90,359</u>	<u>229,977</u>	<u>--</u>
Transfers in (out)	<u>--</u>	<u>--</u>	<u>--</u>	<u>--</u>	<u>--</u>	<u>--</u>	<u>(83,916)</u>	<u>(90,813)</u>	<u>(174,729)</u>	<u>50</u>
Change in Net Position	<u>--</u>	<u>76,690</u>	<u>29,934</u>	<u>(14,623)</u>	<u>8,982</u>	<u>15,475</u>	<u>(60,756)</u>	<u>(454)</u>	<u>55,248</u>	<u>50</u>
Total Net Position - Beginning, as restated	<u>23,183</u>	<u>254,013</u>	<u>8,853</u>	<u>35,518</u>	<u>27,038</u>	<u>--</u>	<u>(137,783)</u>	<u>11,808</u>	<u>222,630</u>	<u>(50)</u>
Total Net Position - Ending	<u>\$ 23,183</u>	<u>\$ 330,703</u>	<u>\$ 38,787</u>	<u>\$ 20,895</u>	<u>\$ 36,020</u>	<u>\$ 15,475</u>	<u>\$ (198,539)</u>	<u>\$ 11,354</u>	<u>\$ 277,878</u>	<u>\$ --</u>

See independent auditors' report on supplementary information.

TOWN OF NORTH KINGSTOWN, RHODE ISLAND

COMBINING STATEMENT OF CASH FLOWS NONMAJOR PROPRIETARY FUNDS FOR THE YEAR ENDED JUNE 30, 2020

	Business-type Activities - Enterprise Funds									Governmental Activities - Internal Service Funds
	431	6001	6002	6004	6014	6013	162	130	Total	165
	Quonset/ Davisville Reserve	Nutrition- School Lunch	Computer Repair Maint Program	Athletic Gate Receipts	Athletic Activities Sports Camp	Music Choir and Orchestra	Transfer Station	Municipal Court	Enterprise Funds	Workers Compensation
Cash Flows from Operating Activities										
Cash received from customers	\$ --	\$ 399,001	\$ 29,959	\$ 29,917	\$ 57,052	\$ 15,475	\$ 625,504	\$ 194,768	\$ 1,351,676	\$ --
Cash received from grantor	--	629,583	--	--	--	--	--	--	629,583	--
Cash paid to suppliers for goods and services and other operating payments	--	(538,298)	(25)	(39,900)	(14,588)	--	(438,632)	(77,489)	(1,108,932)	(50)
Cash paid for employees and benefits	--	(552,256)	--	--	(41,632)	--	(144,537)	(22,535)	(760,960)	--
Net Cash (Used in) Provided by Operating Activities	--	(61,970)	29,934	(9,983)	832	15,475	42,335	94,744	111,367	(50)
Cash Flows from Noncapital Financing Activities										
Transfers (to) from other funds	--	--	--	--	--	--	(83,916)	(90,813)	(174,729)	50
Payments to (receipts) from other funds	--	(2,863)	--	--	--	--	41,781	--	38,918	--
Net Cash (Used in) Provided by Noncapital Financing Activities	--	(2,863)	--	--	--	--	(42,135)	(90,813)	(135,811)	50
Cash Flows from Capital and Related Financing Activities										
Acquisition of capital assets	--	(27,170)	--	--	--	--	--	--	(27,170)	--
Net cash used in capital and related financing activities	--	(27,170)	--	--	--	--	--	--	(27,170)	--
Net (Decrease) Increase in Cash and Cash Equivalents	--	(92,003)	29,934	(9,983)	832	15,475	200	3,931	(51,614)	--
Cash, Cash Equivalents, and Restricted Cash - Beginning of Year	23,183	172,970	8,853	45,170	35,224	--	--	16,630	302,030	--
Cash, Cash Equivalents, and Restricted Cash - End of Year	<u>\$ 23,183</u>	<u>\$ 80,967</u>	<u>\$ 38,787</u>	<u>\$ 35,187</u>	<u>\$ 36,056</u>	<u>\$ 15,475</u>	<u>\$ 200</u>	<u>\$ 20,561</u>	<u>\$ 250,416</u>	<u>\$ --</u>
Reconciliation of Operating Income (Loss) to Net Cash Provided by (Used in) Operating Activities										
Operating income (loss)	\$ --	\$ 76,690	\$ 29,934	\$ (14,623)	\$ 8,982	\$ 15,475	\$ 23,160	\$ 90,359	\$ 229,977	\$ --
Adjustments to reconcile operating income (loss) to net cash provided by (used in) operating activities:										
Depreciation and amortization expense	--	2,716	--	--	--	--	--	--	2,716	--
(Increase) decrease in other receivable	--	(31,974)	--	--	--	--	(21,103)	--	(53,077)	--
(Increase) decrease in due from federal and state governments	--	(29,851)	--	--	--	--	--	1,448	(28,403)	--
(Increase) decrease in prepaid expenses and inventory	--	(16,841)	--	--	--	--	--	--	(16,841)	--
Increase (decrease) in accounts payable and accrued expenses	--	(62,710)	--	4,640	(4,977)	--	37,728	2,937	(22,382)	(50)
Increase (decrease) in compensated absences	--	--	--	--	--	--	2,550	--	2,550	--
Increase (decrease) in unearned revenue	--	--	--	--	(3,173)	--	--	--	(3,173)	--
Net Cash Provided by (Used in) Operating Activities	<u>\$ --</u>	<u>\$ (61,970)</u>	<u>\$ 29,934</u>	<u>\$ (9,983)</u>	<u>\$ 832</u>	<u>\$ 15,475</u>	<u>\$ 42,335</u>	<u>\$ 94,744</u>	<u>\$ 111,367</u>	<u>\$ (50)</u>

See independent auditors' report on supplementary information.

TOWN OF NORTH KINGSTOWN, RHODE ISLAND

COMBINING STATEMENT OF FIDUCIARY NET POSITION EMPLOYEE BENEFIT TRUST FUNDS

JUNE 30, 2020

	710 Police Pension Trust	713 Town OPEB Trust	Total
Assets			
Cash and cash equivalents	\$ --	\$ --	\$ --
<i>Investments, at fair value</i>			
Money market funds	--	1,552,211	1,552,211
Total Assets	<u>\$ --</u>	<u>\$ 1,552,211</u>	<u>\$ 1,552,211</u>
Net Position			
Restricted for OPEB	\$ --	\$ 1,552,211	\$ 1,552,211
Total Net Position	<u>\$ --</u>	<u>\$ 1,552,211</u>	<u>\$ 1,552,211</u>

See independent auditors' report on supplementary information.

NORTH KINGSTOWN, RHODE ISLAND

COMBINING STATEMENT OF CHANGES IN FIDUCIARY NET POSITION EMPLOYEE BENEFIT TRUST FUNDS FOR THE YEAR ENDED JUNE 30, 2020

	710 Police Pension Trust	713 Town OPEB Trust	Total
Additions			
Employer contributions	\$ --	\$ 1,534,432	\$ 1,534,432
Net investment income	--	55,697	55,697
Total Additions	--	1,590,129	1,590,129
Deductions			
Benefits paid	--	1,334,432	1,334,432
Administrative expenses	303,237	3,482	306,719
Total Deductions	303,237	1,337,914	1,641,151
Change in Net Position	(303,237)	252,215	(51,022)
Net Position - Beginning of Year	303,237	1,299,996	1,603,233
Net Position - End of Year	\$ --	\$ 1,552,211	\$ 1,552,211

See independent auditors' report on supplementary information.

TOWN OF NORTH KINGSTOWN, RHODE ISLAND

**COMBINING STATEMENT OF FIDUCIARY NET POSITION
PRIVATE PURPOSE TRUST FUNDS**

JUNE 30, 2020

	Burial Funds						
	760	761	763	764	765	766	767
	Hall Burial	Vaughn Burial	Young Burial	Rebecca Hammond	W.H. Welling	George C. Hall	B.H. Davis
Assets							
Cash	\$ 504	\$ 101	\$ 302	\$ 302	\$ 8,754	\$ 201	\$ 504
Net Position							
Held in trust for private purposes per trust agreement	\$ 504	\$ 101	\$ 302	\$ 302	\$ 8,754	\$ 201	\$ 504

See independent auditors' report on supplementary information.

TOWN OF NORTH KINGSTOWN, RHODE ISLAND

**COMBINING STATEMENT OF FIDUCIARY NET POSITION
PRIVATE PURPOSE TRUST FUNDS**

JUNE 30, 2020

		Burial Funds				
		768	769	770	771	772
		Updike Burial	Mary Carpenter	Smith- Lawton	Old Baptist Cemetery	Smith Burial
						Total Burial Funds
Assets						
Cash		\$ 1,597	\$ 1,007	\$ 5,639	\$ 705	\$ 1,007
						\$ 20,623
Net Position						
Held in trust for private purposes per trust agreement		\$ 1,597	\$ 1,007	\$ 5,639	\$ 705	\$ 1,007
						\$ 20,623

See independent auditors' report on supplementary information.

TOWN OF NORTH KINGSTOWN, RHODE ISLAND

**COMBINING STATEMENT OF FIDUCIARY NET POSITION
PRIVATE PURPOSE TRUST FUNDS**

JUNE 30, 2020

	Probate Funds						
	807	818	819	820	821	822	823
	Beriah Law	James L. R. Weeks	Marguerite R. Cogan	Delphis R. Jones	J. Oliveira	Doris Horowitz	Lillian Mattia
Assets							
Cash	\$ 8,384	\$ 2,642	\$ 613	\$ 232	\$ 5,774	\$ 968	\$ 4
Net Position							
Held in trust for private purposes per trust agreement	\$ 8,384	\$ 2,642	\$ 613	\$ 232	\$ 5,774	\$ 968	\$ 4

See independent auditors' report on supplementary information.

TOWN OF NORTH KINGSTOWN, RHODE ISLAND

**COMBINING STATEMENT OF FIDUCIARY NET POSITION
PRIVATE PURPOSE TRUST FUNDS**

JUNE 30, 2020

	Probate Funds		Total Probate Funds	Total Private Purpose Funds
	824	825		
	Arthur Tarchis	Georgia Andrews		
Assets				
Cash	\$ <u>4</u>	\$ <u>948</u>	\$ <u>19,569</u>	\$ <u>40,192</u>
Net Position				
Held in trust for private purposes per trust agreement	\$ <u>4</u>	\$ <u>948</u>	\$ <u>19,569</u>	\$ <u>40,192</u>

See independent auditors' report on supplementary information.

TOWN OF NORTH KINGSTOWN, RHODE ISLAND

COMBINING STATEMENT OF CHANGES IN FIDUCIARY NET POSITION PRIVATE PURPOSE TRUST FUNDS FOR THE YEAR ENDED JUNE 30, 2020

	Burial Funds							
	760	761	763	764	765	766	767	768
	Hall Burial	Vaughn Burial	Young Burial	Rebecca Hammond	W.H. Welling	George C. Hall	B.H. Davis	Updike Burial
Additions								
Investment income	\$ 1	\$ --	\$ 1	\$ --	\$ 15	\$ --	\$ 1	\$ 3
Deductions								
Operating expense per trust agreement	--	--	--	--	--	--	--	--
Changes in Net Position	<u>1</u>	<u>--</u>	<u>1</u>	<u>--</u>	<u>15</u>	<u>--</u>	<u>1</u>	<u>3</u>
Net Position - Beginning of Year	<u>503</u>	<u>101</u>	<u>301</u>	<u>302</u>	<u>8,739</u>	<u>201</u>	<u>503</u>	<u>1,594</u>
Net Position - End of Year	<u><u>\$ 504</u></u>	<u><u>\$ 101</u></u>	<u><u>\$ 302</u></u>	<u><u>\$ 302</u></u>	<u><u>\$ 8,754</u></u>	<u><u>\$ 201</u></u>	<u><u>\$ 504</u></u>	<u><u>\$ 1,597</u></u>

See independent auditors' report on supplementary information.

TOWN OF NORTH KINGSTOWN, RHODE ISLAND

COMBINING STATEMENT OF CHANGES IN FIDUCIARY NET POSITION PRIVATE PURPOSE TRUST FUNDS FOR THE YEAR ENDED JUNE 30, 2020

	Burial Funds				
	769	770	771	772	
	Mary Carpenter	Smith- Lawton	Old Baptist Cemetery	Smith Burial	Total Burial Funds
Additions					
Investment income	\$ 2	\$ 10	\$ 1	\$ 2	\$ 36
Deductions					
Operating expense per trust agreement	--	--	--	--	--
Changes in Net Position	<u>2</u>	<u>10</u>	<u>1</u>	<u>2</u>	<u>36</u>
Net Position - Beginning of Year	<u>1,005</u>	<u>5,629</u>	<u>704</u>	<u>1,005</u>	<u>20,587</u>
Net Position - End of Year	<u>\$ 1,007</u>	<u>\$ 5,639</u>	<u>\$ 705</u>	<u>\$ 1,007</u>	<u>\$ 20,623</u>

See independent auditors' report on supplementary information.

TOWN OF NORTH KINGSTOWN, RHODE ISLAND

COMBINING STATEMENT OF CHANGES IN FIDUCIARY NET POSITION PRIVATE PURPOSE TRUST FUNDS FOR THE YEAR ENDED JUNE 30, 2020

	Probate Funds						
	807	818	819	820	821	822	823
	Beriah Law	James L. R. Weeks	Marguerite R. Cogan	Delphis R. Jones	J. Oliveira	Doris Horowitz	Lillian Mattia
Additions							
Investment income	\$ 14	\$ --	\$ --	\$ --	\$ --	\$ --	\$ --
Deductions							
Operating expense per trust agreement	--	--	--	--	--	--	--
Changes in Net Position	14	--	--	--	--	--	--
Net Position - Beginning of Year	8,370	2,642	613	232	5,774	968	4
Net Position - End of Year	<u>\$ 8,384</u>	<u>\$ 2,642</u>	<u>\$ 613</u>	<u>\$ 232</u>	<u>\$ 5,774</u>	<u>\$ 968</u>	<u>\$ 4</u>

See independent auditors' report on supplementary information.

TOWN OF NORTH KINGSTOWN, RHODE ISLAND

COMBINING STATEMENT OF CHANGES IN FIDUCIARY NET POSITION PRIVATE PURPOSE TRUST FUNDS FOR THE YEAR ENDED JUNE 30, 2020

	<u>Probate Funds</u>			
	824	825		
	Arthur Tarchis	Georgia Andrews	Total Probate Funds	Total Private Purpose Funds
Additions				
Investment income	\$ --	\$ --	\$ 14	\$ 50
Deductions				
Operating expense per trust agreement	--	--	--	--
Changes in Net Position	--	--	14	50
Net Position - Beginning of Year	4	948	19,555	40,142
Net Position - End of Year	<u>\$ 4</u>	<u>\$ 948</u>	<u>\$ 19,569</u>	<u>\$ 40,192</u>

See independent auditors' report on supplementary information.

TOWN OF NORTH KINGSTOWN, RHODE ISLAND

COMBINING STATEMENT OF CHANGES IN ASSETS AND LIABILITIES AGENCY FUNDS FOR THE YEAR ENDED JUNE 30, 2020

	Beginning Balance	Additions	Deductions	Ending Balance
Student Activity Funds				
Assets				
Cash	\$ 334,475	\$ 400,604	\$ 379,584	\$ 355,495
Total Assets	<u>\$ 334,475</u>	<u>\$ 400,604</u>	<u>\$ 379,584</u>	<u>\$ 355,495</u>
Liabilities				
Due to student groups	\$ 334,475	\$ 400,604	\$ 379,584	\$ 355,495
Total Liabilities	<u>\$ 334,475</u>	<u>\$ 400,604</u>	<u>\$ 379,584</u>	<u>\$ 355,495</u>
Developer Surety Escrow and Seized Assets				
Assets				
Cash	\$ 16,374	\$ 108,889	\$ 8,303	\$ 116,960
Total Assets	<u>\$ 16,374</u>	<u>\$ 108,889</u>	<u>\$ 8,303</u>	<u>\$ 116,960</u>
Liabilities				
Deposits held in custody for others	\$ 16,374	\$ 108,889	\$ 8,303	\$ 116,960
Total Liabilities	<u>\$ 16,374</u>	<u>\$ 108,889</u>	<u>\$ 8,303</u>	<u>\$ 116,960</u>
Total - All Agency Funds				
Assets				
Cash	\$ 350,849	\$ 509,493	\$ 387,887	\$ 472,455
Total Assets	<u>\$ 350,849</u>	<u>\$ 509,493</u>	<u>\$ 387,887</u>	<u>\$ 472,455</u>
Liabilities				
Due to student groups	\$ 334,475	\$ 400,604	\$ 379,584	\$ 355,495
Deposits held in custody for others	16,374	108,889	8,303	116,960
Total Liabilities	<u>\$ 350,849</u>	<u>\$ 509,493</u>	<u>\$ 387,887</u>	<u>\$ 472,455</u>

See independent auditors' report on supplementary information.

STATISTICAL SECTION

This part of the Town of North Kingstown's comprehensive annual financial report presents detailed information as a context for understanding what the information in the financial statements, note disclosures, and required supplementary information says about the Town's overall financial health.

Content

Financial Trends

These schedules contain trend information to help the reader understand how the Town's financial position has changed over time.

Revenue Capacity

These scheduled contain information to help the reader understand and assess the factors affecting the Town's ability to generate its most significant local revenue sources, the real and personal property tax.

Debt Capacity

These schedules present information to help the reader assess the affordability of the Town's current levels of outstanding debt and the Town's ability to issue additional debt in the future.

Economic and Demographic Information

These schedules offer economic and demographic indicators to help the reader understand the environment within which the Town's financial activities take place and to provide information that facilitates comparisons of financial information over time and among governments.

Operating Information

These Schedules contain service and infrastructure data to help the reader understand how the information in the Town's financial report relates to the services the Town provides and the activities it performs.

Sources: Unless otherwise noted, the information in these schedules is derived from the financial statement reports for the relevant year.

TOWN OF NORTH KINGSTOWN, RHODE ISLAND

NET POSITION BY COMPONENT LAST TEN FISCAL YEARS (UNAUDITED)

	2020	2019	2018	2017	2016	2015	2014	2013	2012	2011
Governmental Activities										
Net investment in capital assets	\$ 64,219,047	\$ 63,108,671	\$ 58,684,731	\$ 59,054,289	\$ 57,663,524	\$ 55,901,918	\$ 53,884,433	\$ 46,753,807	\$ 51,077,216	\$ 49,135,116
Restricted For:										
Permanent Funds	89,153	92,640	92,668	92,696	92,662	97,887	97,796	97,725	97,552	240,910
Capital Projects funded with bond proceeds	1,454,360	1,512,814	1,849,068	2,042,873	2,318,278	2,422,366	2,488,091	7,218,583	--	--
Specific Programs	1,586,828	1,617,278	--	--	--	--	--	--	--	--
Unrestricted	(88,763,998)	(92,529,103)	(92,654,403)	(68,651,876)	(68,516,653)	(66,305,919)	10,212,981	11,099,667	12,796,663	15,754,856
Total Governmental Activities Net Position	<u>(21,414,610)</u>	<u>(26,197,700)</u>	<u>(32,027,936)</u>	<u>(7,462,018)</u>	<u>(8,442,189)</u>	<u>(7,883,748)</u>	<u>66,683,301</u>	<u>65,169,782</u>	<u>63,971,431</u>	<u>65,130,882</u>
Business-Type Activities										
Net investment in capital assets	9,407,258	8,946,893	8,658,169	7,461,500	6,729,243	7,449,075	12,159,816	11,210,553	7,998,348	7,106,317
Restricted for debt service	659,686	918,651	284,826	281,691	280,565	280,565	280,565	280,565	--	--
Unrestricted	1,943,974	2,002,124	1,542,854	10,022,783	10,237,221	266,305	(392,718)	368,665	6,733,829	5,971,817
Total Business-Type Activities Net Position	<u>12,010,918</u>	<u>11,867,668</u>	<u>10,485,849</u>	<u>17,765,974</u>	<u>17,247,029</u>	<u>7,995,945</u>	<u>12,047,663</u>	<u>11,859,783</u>	<u>14,732,177</u>	<u>13,078,134</u>
Primary Government										
Net investment in capital assets	73,626,305	72,055,564	67,342,900	66,515,789	64,392,767	63,350,993	66,044,249	57,964,360	59,075,564	56,241,433
Restricted for:										
Permanent Funds	89,153	92,640	92,668	92,696	92,662	97,887	97,796	97,725	--	240,910
Debt Service	659,686	918,651	284,826	281,691	280,565	280,565	280,565	280,565	--	--
Capital Projects funded with bond proceeds	1,454,360	1,512,814	1,849,068	2,042,873	2,318,278	2,422,366	2,488,091	7,218,583	--	--
Specific Programs	1,586,828	1,617,278	--	--	--	--	--	--	--	--
Unrestricted	(86,820,024)	(90,526,979)	(91,111,549)	(58,629,093)	(58,279,432)	(66,039,614)	9,820,263	11,468,332	19,530,492	21,726,673
Total Primary Government Net Position	<u>\$ (9,403,692)</u>	<u>\$ (14,330,032)</u>	<u>\$ (21,542,087)</u>	<u>\$ 10,303,956</u>	<u>\$ 8,804,840</u>	<u>\$ 112,197</u>	<u>\$ 78,730,964</u>	<u>\$ 77,029,565</u>	<u>\$ 78,606,056</u>	<u>\$ 78,209,016</u>

(1) - The Town implemented GASB Statement 68 in fiscal year 2015.

(2) - The Town implemented GASB Statement 75 in fiscal year 2018.

(3) - See restatement note in 2019.

TOWN OF NORTH KINGSTOWN, RHODE ISLAND

CHANGE IN NET POSITION LAST TEN FISCAL YEARS (UNAUDITED)

Fiscal Year	2020	2019	2018	2017	2016	2015	2014	2013	2012	2011
Expenses										
Governmental activities:										
General government	\$ 8,496,465	\$ 7,108,438	\$ 8,601,132	\$ 9,321,807	\$ 9,278,025	\$ 8,845,848	\$ 9,061,255	\$ 8,956,016	\$ 9,974,165	\$ 9,023,524
Public Safety	22,650,252	20,049,135	18,750,108	15,905,977	15,656,636	16,979,794	15,787,288	14,751,690	14,892,924	15,079,560
Public Works	7,128,451	5,835,776	6,245,000	6,808,582	6,632,235	7,349,670	6,535,343	6,667,690	5,473,361	5,752,332
Parks and recreation	39,046	43,249	--	--	--	--	--	--	--	--
Senior Services	649,916	659,241	693,053	640,717	561,017	625,113	556,831	446,749	585,405	602,691
Education	74,372,907	71,101,318	71,165,239	68,859,796	68,924,806	63,437,782	63,685,372	62,417,592	64,204,131	63,759,458
Public libraries	1,827,185	1,698,921	1,710,688	1,742,078	1,611,604	1,462,576	1,579,174	1,560,944	1,485,486	1,540,763
Debt Services	1,248,535	1,326,620	1,295,492	1,415,305	1,244,451	1,770,593	2,024,795	1,845,049	1,900,192	2,002,951
Other	--	--	--	--	189,422	--	--	--	--	--
Amortization	--	--	(100,251)	(100,251)	(79,037)	45,548	(11,593)	96,442	99,859	99,859
Total Governmental Activities	<u>116,412,757</u>	<u>107,822,698</u>	<u>108,360,461</u>	<u>104,594,011</u>	<u>104,019,159</u>	<u>100,516,924</u>	<u>99,218,465</u>	<u>96,742,172</u>	<u>98,615,523</u>	<u>97,861,138</u>
Business-type activities:										
Water	3,583,599	3,473,903	3,184,602	3,524,839	3,061,272	3,219,850	3,169,967	2,810,281	1,376,463	2,178,836
Q/D Recreation	2,505,944	1,329,173	2,249,380	2,287,841	2,001,742	1,991,405	2,054,439	2,076,967	1,934,804	1,992,442
School Cafeteria (Other Business-Type Activities)	1,013,719	987,728	1,098,868	955,649	945,900	928,293	893,340	878,320	1,213,750	1,222,544
Water Capital Reserve Fund	--	--	--	--	48,500	--	--	495,017	1,268,737	112,129
Sewer	1,513,924	1,272,463	1,135,988	1,248,726	955,909	531,647	273,941	2,736,363	113,592	--
Other business-type activities	822,216	742,302	--	291	28,097	30,247	111,236	116,535	152,315	153,564
Total Business-Type Activities	<u>9,439,402</u>	<u>7,805,569</u>	<u>7,668,838</u>	<u>8,017,346</u>	<u>7,041,420</u>	<u>6,701,442</u>	<u>6,502,923</u>	<u>9,113,483</u>	<u>6,059,661</u>	<u>5,659,515</u>
Total Primary Government Expense	<u>125,852,159</u>	<u>115,628,267</u>	<u>116,029,299</u>	<u>112,611,357</u>	<u>111,060,579</u>	<u>107,218,366</u>	<u>105,721,388</u>	<u>105,855,655</u>	<u>104,675,184</u>	<u>103,520,653</u>

TOWN OF NORTH KINGSTOWN, RHODE ISLAND

CHANGE IN NET POSITION (CONTINUED) LAST TEN FISCAL YEARS (UNAUDITED)

	2020	2019	2018	2017	2016	2015	2014	2013	2012	2011
Program Revenues										
Governmental activities:										
Charges for services:										
General government	1,324,141	1,453,967	1,941,168	1,765,871	2,516,202	1,978,326	1,749,064	1,986,632	2,107,218	1,473,838
Public safety	1,431,538	1,115,731	2,066,431	1,782,709	1,575,726	1,370,881	1,394,520	1,089,947	1,202,739	1,483,923
Public works	865,101	1,080,366	681,048	534,719	531,452	538,953	512,455	557,987	638,723	629,129
Education	3,960,700	3,259,858	3,311,280	2,561,817	2,541,989	2,476,681	2,369,596	2,430,666	2,670,209	2,215,041
Public libraries	13,438	22,152	289,290	304,234	283,331	38,016	262,126	243,200	288,221	252,329
Department of senior services	136,742	104,934	18,119	21,651	19,524	50,826	60,366	49,611	--	--
Parks and recreation	123,606	116,456	--	--	--	--	--	--	--	--
Operating grants and contributions	<u>19,734,286</u>	<u>19,505,451</u>	<u>17,240,847</u>	<u>17,496,582</u>	<u>17,845,648</u>	<u>17,170,214</u>	<u>17,793,124</u>	<u>18,867,539</u>	<u>18,510,107</u>	<u>18,355,271</u>
Total Governmental Activities Program Revenue:	<u>27,589,552</u>	<u>26,658,915</u>	<u>25,548,183</u>	<u>24,467,583</u>	<u>25,313,872</u>	<u>23,623,897</u>	<u>24,141,251</u>	<u>25,225,582</u>	<u>25,417,217</u>	<u>24,409,531</u>
Business-type activities:										
Charges for services:										
Water	3,846,552	3,653,051	3,681,338	3,772,934	4,074,333	3,752,299	4,146,297	3,540,370	3,764,056	3,596,310
Sewer	1,850,668	1,671,326	724,684	661,261	564,438	100	50,718	--	--	--
Q/D Recreation	2,205,155	1,715,959	1,691,921	2,545,491	1,839,863	1,713,235	1,530,798	1,666,294	1,741,758	1,797,973
School Cafeteria	430,975	503,021	450,424	480,719	471,025	475,505	440,062	463,245	560,199	624,765
Water Capital Reserve Fund	165,043	--	--	--	--	--	--	--	148,413	--
Other business-type activities	975,503	735,797	589,621	93,772	125,440	126,541	111,614	129,086	109,964	126,430
Operating grants and contributions	<u>659,434</u>	<u>986,169</u>	<u>430,642</u>	<u>474,930</u>	<u>478,878</u>	<u>452,788</u>	<u>453,278</u>	<u>426,360</u>	<u>445,432</u>	<u>437,736</u>
Total Business-Type Activities	<u>10,133,330</u>	<u>9,265,323</u>	<u>7,568,630</u>	<u>8,029,107</u>	<u>7,553,977</u>	<u>6,520,468</u>	<u>6,732,767</u>	<u>6,225,355</u>	<u>6,769,822</u>	<u>6,583,214</u>
Total Primary Government Revenues	<u>37,722,882</u>	<u>35,924,238</u>	<u>33,116,813</u>	<u>32,496,690</u>	<u>32,867,849</u>	<u>30,144,365</u>	<u>30,874,018</u>	<u>31,450,937</u>	<u>32,187,039</u>	<u>30,992,745</u>
Net (Expense)/Revenue:										
Governmental activities	(88,823,205)	(81,163,783)	(82,812,278)	(80,126,428)	(78,705,287)	(76,893,027)	(75,077,214)	(71,516,590)	(73,198,306)	(73,451,607)
Business-type activities	<u>693,928</u>	<u>1,459,754</u>	<u>(100,208)</u>	<u>11,761</u>	<u>512,557</u>	<u>(180,974)</u>	<u>229,844</u>	<u>(2,888,128)</u>	<u>710,161</u>	<u>923,699</u>
Total Primary Government Net Expense	<u>\$ (88,129,277)</u>	<u>\$ (79,704,029)</u>	<u>\$ (82,912,486)</u>	<u>\$ (80,114,667)</u>	<u>\$ (78,192,730)</u>	<u>\$ (77,074,001)</u>	<u>\$ (74,847,370)</u>	<u>\$ (74,404,718)</u>	<u>\$ (72,488,145)</u>	<u>\$ (72,527,908)</u>

TOWN OF NORTH KINGSTOWN, RHODE ISLAND

FUND BALANCES – GOVERNMENTAL FUNDS LAST TEN FISCAL YEARS (UNAUDITED)

	2020	2019	2018	2017	2016	2015	2014	2013	2012	2011
General Fund										
Non-Spendable	\$ 3,207,296	\$ 399,920	\$ 978,709	\$ 873,872	\$ 914,751	\$ 571,325	\$ 628,460	\$ 685,595	\$ 742,730	\$ --
Restricted	--	--	--	--	--	--	--	--	--	1,200,000
Committed	--	--	--	1,000,000	--	--	--	--	--	304,749
Assigned	769,752	148,622	104,588	881,105	4,926,972	3,387,739	2,955,150	3,209,358	3,152,790	--
Unassigned	11,629,070	13,283,155	10,539,186	8,060,139	6,667,680	8,215,662	8,988,495	9,619,195	9,463,442	9,157,720
Reserved	--	--	--	--	--	--	--	--	--	--
Unreserved	--	--	--	--	--	--	--	--	--	--
Total General Fund	<u>15,606,118</u>	<u>13,831,697</u>	<u>11,622,483</u>	<u>10,815,116</u>	<u>12,509,403</u>	<u>12,174,726</u>	<u>12,572,105</u>	<u>13,514,148</u>	<u>13,358,962</u>	<u>10,662,469</u>
All Other Governmental Funds										
Non-Spendable	8,604	896,733	546,918	540,752	910,686	--	--	118,957	118,957	240,910
Restricted	3,130,341	3,222,732	2,798,409	2,969,181	3,414,409	3,444,973	4,521,281	8,823,638	4,567,027	5,180,939
Committed	--	--	--	--	--	--	--	--	148,034	4,068,819
Assigned	12,118,234	5,843,828	5,753,918	6,733,036	5,259,693	6,655,303	6,433,601	4,811,657	270,275	--
Unassigned	(2,417,305)	(870,277)	(251,582)	(135,182)	(1,614,092)	(1,207,630)	(235,619)	(24,097)	(7,223)	(75,506)
Reserved	--	--	--	--	--	--	--	--	--	--
Unreserved, reported in:										
Special revenue funds	--	--	--	--	--	--	--	--	--	--
Capital project funds	--	--	--	--	--	--	--	--	--	--
Permanent funds	--	--	--	--	--	--	--	--	--	--
Total All Other Governmental Funds	<u>12,839,874</u>	<u>9,093,016</u>	<u>8,847,663</u>	<u>10,107,787</u>	<u>7,970,696</u>	<u>8,892,646</u>	<u>10,719,263</u>	<u>13,730,155</u>	<u>5,097,070</u>	<u>9,415,162</u>
Total Governmental Funds	<u>\$ 28,445,992</u>	<u>\$ 22,924,713</u>	<u>\$ 20,470,146</u>	<u>\$ 20,922,903</u>	<u>\$ 20,480,099</u>	<u>\$ 21,067,372</u>	<u>\$ 23,291,368</u>	<u>\$ 27,244,303</u>	<u>\$ 18,456,032</u>	<u>\$ 20,077,631</u>

TOWN OF NORTH KINGSTOWN, RHODE ISLAND

FUND BALANCES – GOVERNMENTAL FUNDS (CONTINUED) LAST TEN FISCAL YEARS (UNAUDITED)

	Special Revenue	2020	2019	2018	2017	2016	2015	2014	2013	2012	2011
105	Willet Library	\$ --	\$ --	\$ (8,677)	\$ (8,677)	\$ (8,677)	\$ (5,125)	\$ --	\$ 3,143	\$ (8,614)	\$ --
108	Land Record Preservation	538,032	--	--	--	--	--	--	--	--	--
109	Spay/Neuter	11,936	--	--	--	--	--	--	--	--	--
112	Library Fund	28,681	211,386	249,697	257,226	236,986	216,080	146,669	134,297	81,707	71,763
120	Misc State Grant	--	--	(17,636)	(2)	(234,182)	(248,788)	(294,210)	48,100	(1,291,613)	(277)
121	State Grant - Police	(2,415)	(813)	(2,588)	(1,574)	371	683	3,086	4,515	1,778	756
123	Seized & Forfeited	10,718	11,853	22,864	24,660	27,577	25,128	25,982	29,013	14,605	16,023
129	RI EMA	66,198	66,198	65,225	(445)	66,635	51,408	51,408	34,941	40,298	(21,394)
130	Muni Court	--	11,808	(21,298)	--	--	--	--	--	--	--
131	Elderly Affairs Grant	129	--	--	--	--	--	(613)	(614)	--	--
174	Federal Forfeiture	3,334	--	--	--	--	--	--	--	--	--
133	Sr Health	292	(4,207)	(1,168)	(780)	(725)	1,430	6,710	--	--	--
137	Historic District	--	674	674	8,195	10,000	--	--	--	--	--
139	RI Foundation	--	--	--	--	--	--	--	--	--	--
151	Tech Replace	--	6,576	23,257	35,578	44,255	50,474	30,054	28,833	8,549	15,419
154	Misc. Sr Citizens Grant	38,699	38,699	38,699	27,537	42,339	22,527	27,650	25,955	23,230	2,220
160	Sr Citizens Legislative Grant	--	1,453	1,453	1,453	1,453	1,453	3,665	1,620	1,620	1,118
166	Impact	--	(30,749)	(110,258)	(110,258)	(89,168)	71,712	36,292	60,889	37,708	38,206
167	EMS	922,776	2,027,571	1,238,137	996,717	637,839	1,038,113	1,009,723	625,069	--	--
177	Old Town House - Wickford	5,000	5,000	--	--	--	--	--	--	--	--
181	CDBG	30,286	267,600	325,939	337,100	339,404	355,325	69,333	9,841	--	--
195	Groundwater	--	--	(2,655)	--	(10,230)	(14,025)	(4,182)	10,184	11,649	13,311
196	Misc Library	13,472	12,375	11,999	11,809	10,781	11,412	13,908	10,867	8,948	6,831
199	Special Purpose	(9,488)	(9,490)	70,643	45,643	20,403	56,541	56,398	56,264	59,918	41,138
201	Safer	(2,872)	--	(67,672)	--	--	--	--	--	--	--
378	Tax Revel	271,022	46,022	--	--	--	--	--	--	--	--
420	Beach Campus	16,332	4,765	--	--	--	--	--	--	--	--
442	Water Infrastructure	18,111	15,225	--	--	--	--	--	--	--	--
726	Ann Ward	--	--	(901)	(901)	(901)	(901)	(894)	(901)	(901)	(901)
856	Sr Citizen	130,020	126,422	121,067	110,739	105,497	98,065	57,907	39,952	43,255	22,792
858	Arts Council	17,434	4,332	8,785	10,433	30,424	25,197	46,825	6,143	17,941	17,862
859	Sr Outreach	--	304	304	1,327	1,327	4,844	4,844	1,227	1,227	1,227
870	Parade	1,069	1,279	870	(980)	(313)	(844)	60	166	689	709
871	Leisure Services	--	1,400	1,400	1,400	1,400	1,400	1,400	1,400	900	900
873	Community Center	68,709	62,782	(18,585)	(11,421)	(5,374)	877	41,665	34,193	31,284	28,318
874	Heritage	--	(144)	(144)	(144)	--	--	--	--	--	--
875	Recreation	225,464	239,040	212,294	153,155	131,319	99,529	66,428	19,401	(7,223)	(9,905)
		<u>\$ 2,402,939</u>	<u>\$ 3,117,361</u>	<u>\$ 2,141,725</u>	<u>\$ 1,887,790</u>	<u>\$ 1,358,440</u>	<u>\$ 1,862,515</u>	<u>\$ 1,400,108</u>	<u>\$ 1,184,498</u>	<u>\$ (923,045)</u>	<u>\$ 246,116</u>

TOWN OF NORTH KINGSTOWN, RHODE ISLAND

FUND BALANCES – GOVERNMENTAL FUNDS (CONTINUED) LAST TEN FISCAL YEARS (UNAUDITED)

Capital Funds		2020	2019	2018	2017	2016	2015	2014	2013	2012	2011
3201	School Capital Funds	\$ 521,762	\$ 675,596	\$ 191,936	\$ 395,402	\$ --	\$ --	\$ 20,984	\$ 20,984	\$ 20,879	\$ 194,891
300	Town Capital	1,393,299	1,573,678	982,039	1,758,738	(453,626)	1,002,194	995,028	1,028,203	1,312,433	1,336,881
311	27.5M Bond Fund	3,853,626	(824,006)	--	--	--	--	--	--	--	--
325	Renovation Bond	--	51,638	51,638	51,638	81,234	81,234	--	--	(37,141)	--
374	Farm/Open Space	1,454,360	1,461,176	1,419,323	1,613,128	1,529,160	1,634,720	1,677,008	1,572,454	1,113,354	1,038,149
375	Facilities Bond	--	--	378,107	378,107	378,107	376,635	375,682	374,796	374,121	373,559
	\$9 Million School Renov	--	--	--	--	299,062	299,062	299,062	1,030,357	(110,868)	72,085
	Public Safety Facility	--	--	--	--	21,940	21,940	21,940	21,940	21,940	57,556
313	School Bond	(2,402,530)	--	--	--	--	--	--	--	--	--
	Sr Center Bond	--	--	--	--	8,775	8,775	8,775	8,775	8,775	8,775
		<u>\$ 4,820,517</u>	<u>\$ 2,938,082</u>	<u>\$ 3,023,043</u>	<u>\$ 4,197,013</u>	<u>\$ 1,864,652</u>	<u>\$ 3,424,560</u>	<u>\$ 3,398,479</u>	<u>\$ 4,057,509</u>	<u>\$ 2,703,493</u>	<u>\$ 3,081,896</u>
Permanent Funds		2020	2019	2018	2017	2016	2015	2014	2013	2012	2011
702	Reynolds Indigent Care	\$ 19,173	\$ 19,173	\$ 19,173	\$ 19,173	\$ 19,092	\$ 19,018	\$ 18,970	\$ 18,925	\$ 18,891	\$ 18,863
723	Tri Centennial Park	6,160	6,149	6,137	6,124	6,120	6,118	6,118	6,118	6,107	6,107
724	400 Anniversary	3,648	3,648	3,648	3,648	3,648	3,634	3,621	3,617	3,610	3,604
751	Reynolds Outside Poor	2,203	2,199	2,194	2,189	2,188	2,187	2,187	2,187	2,183	2,183
752	Spink Outside Poor	21,233	21,196	21,151	21,109	21,093	21,087	21,087	21,087	21,049	21,049
753	Spink Outside Poor	3,188	5,299	5,289	5,277	5,274	5,772	5,772	5,772	5,262	5,262
754	Casey Outside Poor	514	2,198	2,194	2,190	2,188	2,187	2,187	2,187	2,183	2,183
790	Miller Library	2,014	2,011	2,006	2,002	2,000	2,007	2,007	2,007	2,004	2,004
791	Davis Library	5,035	5,026	5,015	5,005	5,001	5,018	5,018	5,018	5,009	5,009
792	Vet Memorial	7,343	6,979	6,979	6,979	6,979	6,952	6,928	6,918	6,906	6,896
8005	Hendrick	8,558	8,618	8,678	8,738	8,778	8,772	8,769	8,763	8,742	8,718
8006	Gardner	5,589	5,649	5,709	5,769	5,809	5,805	5,803	5,799	5,785	5,761
8007	Updike	4,227	4,227	4,227	4,225	4,224	4,222	4,221	4,219	4,213	4,203
	Olsen Memorial Fund	--	--	--	--	--	--	--	5,340	5,340	5,340
8008	Tennis	268	268	268	268	268	268	268	268	268	268
		<u>\$ 89,153</u>	<u>\$ 92,640</u>	<u>\$ 92,668</u>	<u>\$ 92,696</u>	<u>\$ 92,662</u>	<u>\$ 93,047</u>	<u>\$ 92,956</u>	<u>\$ 98,225</u>	<u>\$ 97,552</u>	<u>\$ 97,450</u>

TOWN OF NORTH KINGSTOWN, RHODE ISLAND

CHANGES IN FUND BALANCE LAST TEN FISCAL YEARS (UNAUDITED)

	2020	2019	2018	2017	2016	2015	2014	2013	2012	2011
Revenues:										
General property taxes	\$ 85,323,103	\$ 83,821,811	\$ 80,267,297	\$ 78,000,391	\$ 75,696,508	\$ 73,752,817	\$ 73,546,768	\$ 72,280,113	\$ 70,520,575	\$ 68,789,883
Intergovernmental	18,792,112	19,948,648	22,360,876	20,852,318	21,768,865	20,133,476	20,745,738	21,919,281	20,857,798	23,345,847
Departmental	3,101,928	2,793,526	2,483,340	2,206,197	1,968,212	2,329,606	2,389,957	2,033,636	2,187,839	2,366,540
Licenses and permits	--	--	--	--	--	--	--	--	--	--
Investment income	428,161	360,367	284,761	91,414	50,497	10,166	39,070	46,900	51,089	89,055
Contributions and Grants	66,440	24,417								
On behalf pension contribution	3,261,477	3,041,562	3,029,109	2,986,260	2,744,835	2,549,284	2,332,235	2,181,034	2,361,865	2,042,196
Other	6,417,543	4,236,653	691,228	823,752	772,030	815,215	1,855,802	1,232,171	596,518	384,996
Total Revenues	<u>117,390,764</u>	<u>114,226,984</u>	<u>109,116,611</u>	<u>104,960,332</u>	<u>103,000,947</u>	<u>99,590,564</u>	<u>100,909,570</u>	<u>99,693,135</u>	<u>96,575,684</u>	<u>97,018,517</u>
Expenditures:										
General Government	8,096,177	9,129,514	9,092,808	7,737,222	7,391,485	7,208,853	7,376,327	7,059,080	8,300,521	6,775,968
Public Safety	20,104,789	18,834,781	17,023,231	15,914,151	15,071,535	15,368,738	15,387,702	14,275,672	14,687,912	14,444,093
Public works	5,398,005	4,878,285	4,841,652	4,665,045	4,609,274	4,512,269	5,118,880	4,566,197	4,111,437	4,096,839
Parks and recreation	39,046	43,249	55,862	29,992	19,955	25,152	19,410	12,734	10,880	12,363
Senior services	649,916	659,241	660,367	639,120	618,523	559,028	561,715	539,452	593,228	597,116
Education	67,950,279	66,909,625	65,779,079	63,220,617	62,515,355	59,879,940	59,793,472	58,649,695	60,359,429	60,097,643
Public libraries	1,793,613	1,665,777	1,644,619	1,595,477	1,475,064	1,481,601	1,432,952	1,409,551	1,417,361	1,472,638
Per trust agreements	--	--	--	--	--	--	--	--	--	485,692
Human resources	--	--	--	--	--	--	--	--	--	--
On behalf pension contribution	3,261,477	3,041,562	3,029,109	2,986,260	2,744,835	2,549,284	2,332,235	2,181,034	2,361,865	2,042,196
Debt service:										
Principal	3,403,186	3,654,870	3,785,454	3,624,970	3,968,800	3,963,410	13,937,630	3,527,240	3,566,850	3,686,694
Interest and other costs	1,248,535	1,326,620	1,335,086	1,445,439	1,395,979	1,823,919	2,054,519	1,807,102	1,926,236	2,059,589
Capital expenditures	8,344,525	3,702,027	3,547,745	2,746,783	3,954,321	4,446,822	7,258,260	4,778,607	1,194,849	965,437
Total Expenditures	<u>120,289,548</u>	<u>113,845,551</u>	<u>110,795,012</u>	<u>104,605,076</u>	<u>103,765,126</u>	<u>101,819,016</u>	<u>115,273,102</u>	<u>98,806,364</u>	<u>98,530,568</u>	<u>96,736,268</u>
Excess (Deficiency) of Revenues Over Expenditures	<u>(2,898,784)</u>	<u>381,433</u>	<u>(1,678,401)</u>	<u>355,256</u>	<u>(764,179)</u>	<u>(2,228,452)</u>	<u>(14,363,532)</u>	<u>886,771</u>	<u>(1,954,884)</u>	<u>282,249</u>
Other Financing Sources (Uses):										
Proceeds of bond issuance	--	--	--	--	19,060,000	--	10,350,000	7,655,000	--	--
Refunding Debt Escrow Agent	--	--	--	--	(21,585,655)	--	--	--	--	--
Bond premium	719,526	416,821	--	--	2,715,761	--	72,821	534,436	--	--
Bond issuance	7,560,650	7,100,845	--	--	--	--	(9,474)	--	--	--
Bond issuance costs	--	(6,118,800)	--	--	--	--	--	(124,436)	--	--
Lease Proceeds	--	--	747,866	--	--	--	--	--	--	--
Transfers in	63,156,161	65,535,743	57,955,884	59,285,838	54,581,760	55,484,714	53,356,828	50,558,130	50,348,573	51,428,979
Transfers out	(62,647,377)	(64,861,475)	(57,458,106)	(59,198,290)	(54,594,960)	(55,484,714)	(53,359,578)	(50,721,630)	(50,649,572)	(51,679,580)
Total Other Financing Sources (Uses)	<u>8,788,960</u>	<u>2,073,134</u>	<u>1,245,644</u>	<u>87,548</u>	<u>176,906</u>	<u>--</u>	<u>10,410,597</u>	<u>7,901,500</u>	<u>(300,999)</u>	<u>(250,601)</u>
Net Change in Fund Balances	<u>\$ 5,890,176</u>	<u>\$ 2,454,567</u>	<u>\$ (432,757)</u>	<u>\$ 442,804</u>	<u>\$ (587,273)</u>	<u>\$ (2,228,452)</u>	<u>\$ (3,952,935)</u>	<u>\$ 8,788,271</u>	<u>\$ (2,255,883)</u>	<u>\$ 31,648</u>
Ratio of debt service to noncapital expenditures	4.34%	4.74%	5.01%	5.24%	5.68%	6.32%	17.38%	6.01%	5.98%	6.38%

TOWN OF NORTH KINGSTOWN, RHODE ISLAND

ASSESSED AND ESTIMATED ACTUAL VALUE OF TAXABLE PROPERTY LAST TEN FISCAL YEARS (UNAUDITED)

FYE	Single Family	Condos, Apartments & Multi Family	Commercial	Industrial, Utility, & Misc. Property	Tangible Personal Property	Motor Vehcles	Less Personal Exemption&MV Phaseout	Tax Exempt Property	Total Taxable Assed Value	Total Direct Tax Rate
2020	\$ 3,181,790,300	\$ 615,254,100	\$ 458,934,900	\$ 258,141,750	\$ 184,050,170	\$ 267,931,335	\$ 178,155,241	\$ 724,386,635	\$ 4,063,560,679	17.28
2019	\$ 3,153,264,595	\$ 585,702,100	\$ 455,759,400	\$ 259,927,050	\$ 167,546,090	\$ 273,993,367	\$ 157,396,002	\$ 671,434,955	\$ 4,067,361,645	17.13
2018	\$ 2,718,591,305	\$ 497,775,400	\$ 403,082,000	\$ 232,733,460	\$ 165,055,260	\$ 276,956,087	\$ 151,270,026	\$ 594,505,325	\$ 3,548,418,161	19.24
2017	\$ 2,708,071,020	\$ 483,710,000	\$ 404,264,600	\$ 226,246,260	\$ 158,104,270	\$ 281,053,468	\$ 148,458,744	\$ 584,329,525	\$ 3,528,661,349	18.78
2016	\$ 2,687,630,745	\$ 476,716,400	\$ 400,094,000	\$ 234,055,550	\$ 153,628,500	\$ 307,977,222	\$ 155,213,082	\$ 581,143,350	\$ 3,523,745,985	18.29
2015	\$ 2,491,254,995	\$ 438,192,200	\$ 348,546,200	\$ 221,082,550	\$ 147,104,420	\$ 297,434,850	\$ 148,856,073	\$ 586,702,050	\$ 3,208,057,092	19.46
2014	\$ 2,481,476,150	\$ 429,965,500	\$ 343,868,900	\$ 221,518,850	\$ 139,868,020	\$ 288,633,216	\$ 149,991,876	\$ 588,517,950	\$ 3,166,820,810	19.09
2013	\$ 2,469,228,055	\$ 422,996,900	\$ 342,236,000	\$ 184,350,590	\$ 132,239,520	\$ 287,489,627	\$ 149,283,220	\$ 626,775,110	\$ 3,062,482,362	17.76
2012	\$ 2,624,454,320	\$ 439,980,080	\$ 370,862,000	\$ 190,966,650	\$ 125,405,040	\$ 285,001,053	\$ 145,346,495	\$ 675,277,750	\$ 3,216,044,898	17.50
2011	\$ 2,615,522,025	\$ 435,353,300	\$ 370,079,100	\$ 193,235,550	\$ 123,644,070	\$ 269,726,063	\$ 145,191,062	\$ 647,920,650	\$ 3,214,448,396	17.10

TOWN OF NORTH KINGSTOWN, RHODE ISLAND

PROPERTY TAX RATES LAST TEN FISCAL YEARS (UNAUDITED)

Category	Assessed Value	Assessed Value	Direct Rate Per \$1,000	Total Tax Levy
Real Estate	\$ 4,514,121,054			
Less Exemptions	\$ (91,915,580)			
Net Real Estate		\$ 4,422,205,474	\$ 17.09	\$ 75,575,497
Tangible/Personal Property		\$ 183,538,760	\$ 17.09	3,136,865
Motor Vehicles	\$ 267,931,335			
Less Exemptions	\$ (85,728,251)			
Net Motor Vehicles		\$ 182,203,084	\$ 22.04	4,014,826
				<u>\$ 82,727,188</u>
	Total Assessed Value:	\$ 4,787,947,318		
	Divided by Total Levy:	\$ 82,727,188		
	(times 1,000)	\$ 17.28	Weighted Avg/Total Direct Rate	

TOWN OF NORTH KINGSTOWN, RHODE ISLAND

PRINCIPAL TAXPAYERS CURRENT YEAR PERIOD & TEN YEARS AGO (UNAUDITED)

Taxpayer	Taxable Assessed Value	Rank	Percentage of Total Assessed Value	Taxable Assessed Value	Rank	Percentage of Total Assessed Value
Narragansett Electric	\$ 63,000,480	1	1.32%	\$ 51,092,470	1	1.14%
Toray Plastics	\$ 53,420,300	2	1.12%			
Zakopane Real Estate	\$ 17,664,400	3	0.37%	\$ 13,812,800	5	0.31%
Heritage Preservation	\$ 17,008,800	4	0.36%	\$ 11,020,500	8	0.25%
Lischio Development	\$ 15,849,800	5	0.33%	\$ 14,072,900	4	0.32%
Wal-Mart Real Estate	\$ 15,692,400	6	0.33%	\$ 13,050,770	6	0.29%
Reynold Farms Apartments	\$ 15,613,400	7	0.33%			
Hunt River Commons	\$ 15,553,700	8	0.32%	\$ 12,284,200	7	0.28%
Home Depot	\$ 13,090,700	9	0.27%	\$ 14,512,310	3	0.32%
Millcreek Limited	\$ 12,551,500	10	0.26%	\$ 10,560,000	10	0.24%
Precision Park RI				\$ 14,652,000	2	0.33%
Lowes Home Centers				\$ 10,907,940	9	0.24%

	Assessed	PILOT
Electric Boat Corporation	\$ 40,045,475	\$ 684,377
Zakopane Realty	\$ 27,041,430	\$ 462,138
Hexagon Metrology	\$ 9,280,300	\$ 158,600
Edesia Nutrition	\$ 440,100	\$ 7,521
Infinity Meat Solutions	\$ 7,558,000	\$ 140,000
Finleys	\$ 3,607,700	\$ 70,000
Flex Technology	\$ 3,486,300	\$ 65,000
Nexamp	\$ 392,876	\$ 7,500

TOWN OF NORTH KINGSTOWN, RHODE ISLAND

PROPERTY TAX LEVIES AND COLLECTIONS LAST TEN FISCAL YEARS (UNAUDITED)

Fiscal Year Ended June 30	Taxes Levied for the Fiscal Year	Collected within the			Amount			Total
		Fiscal Year of the Levy		Amount Uncollected as of end of FY	Collected in Subsequent Years as of 6/30/19	Total Collections as of 6/30/19	Collected Amount as a Percentage of Levy	
		Percentage						
		Amount	of Levy					
2020	\$ 82,099,616	\$ 80,333,183	97.85%	\$ 1,831,581	\$ --	\$ 80,333,183	97.85%	
2019	\$ 79,718,287	\$ 78,147,311	98.03%	\$ 1,570,976	\$ 1,290,432	\$ 79,437,743	99.65%	
2018	\$ 77,719,000	\$ 75,209,739	96.77%	\$ 197,298	\$ 2,390,100	\$ 77,599,839	99.85%	
2017	\$ 74,961,075	\$ 73,113,804	97.54%	\$ 176,943	\$ 1,706,657	\$ 74,820,461	99.81%	
2016	\$ 73,845,736	\$ 71,826,525	97.27%	\$ 165,935	\$ 1,878,163	\$ 73,704,688	99.81%	
2015	\$ 71,703,472	\$ 69,791,872	97.33%	\$ 117,348	\$ 1,872,358	\$ 71,664,230	99.95%	
2014	\$ 70,092,179	\$ 68,130,329	97.20%	\$ 95,942	\$ 1,780,840	\$ 69,911,169	99.74%	
2013	\$ 69,092,073	\$ 67,235,236	97.31%	\$ 70,882	\$ 1,758,166	\$ 68,993,402	99.86%	
2012	\$ 67,597,376	\$ 65,762,857	97.29%	\$ 79,285	\$ 1,755,881	\$ 67,518,738	99.88%	
2011	\$ 65,779,328	\$ 60,789,176	92.41%	\$ 82,343	\$ 4,909,918	\$ 65,699,094	99.88%	

TOWN OF NORTH KINGSTOWN, RHODE ISLAND

RATIOS OF OUTSTANDING DEBT BY TYPE LAST TEN FISCAL YEARS (UNAUDITED)

	Governmental Activities			Business-Type Activities								Net Bonded
Fiscal	General			Quonset/ Davisville			Total	Percentage	Net	Taxable	Debt as %	
Year	Obligation	Capital	Water	Recreation	Sewer	Business-Type	Primary	of Personal	Bonded	Assessed	of Taxable	
June 30,	Bonds	Leases	Bonds	Bonds	Note Payable	Leases	Government	Income	Debt per	Value	Assessed	
									Capita		Value	
2020	\$ 33,216,813	\$ 993,740	\$ 2,484,458	\$ --	\$ 13,139,109	\$ 141,903	\$ 49,976,023	4.18%	\$ 1,887	\$ 4,063,560,679	1.23%	
2019	\$ 28,963,394	\$ 710,277	\$ 2,664,330	\$ --	\$ 13,450,900	\$ 208,797	\$ 45,997,698	3.95%	\$ 1,737	\$ 4,142,923,486	1.11%	
2018	\$ 29,121,140	\$ 538,162	\$ 2,837,593	\$ 28,860	\$ 14,129,401	\$ --	\$ 46,655,156	4.01%	\$ 1,762	\$ 4,142,923,486	1.13%	
2017	\$ 32,696,890	\$ --	\$ 3,005,248	\$ 58,110	\$ 9,193,945	\$ --	\$ 44,954,193	3.87%	\$ 1,697	\$ 4,104,889,335	1.10%	
2016	\$ 36,321,860	\$ --	\$ 3,167,831	\$ 88,140	\$ 11,538,611	\$ --	\$ 51,116,442	4.40%	\$ 1,930	\$ 3,794,759,142	1.35%	
2015	\$ 41,985,660	\$ --	\$ 3,325,574	\$ 119,340	\$ 12,030,475	\$ --	\$ 57,461,049	4.94%	\$ 2,169	\$ 3,755,338,760	1.53%	
2014	\$ 45,949,070	\$ --	\$ 3,749,245	\$ 150,930	\$ 12,269,613	\$ --	\$ 62,118,858	5.02%	\$ 2,345	\$ 3,689,257,472	1.68%	
2013	\$ 49,536,700	\$ --	\$ 2,983,701	\$ 183,300	\$ 2,366,098	\$ --	\$ 55,069,799	4.45%	\$ 2,079	\$ 3,891,322,648	1.42%	
2012	\$ 45,408,940	\$ --	\$ 3,131,763	\$ 216,060	\$ --	\$ --	\$ 48,756,763	3.94%	\$ 1,841	\$ 3,862,369,046	1.26%	
2011	\$ 48,975,790	\$ --	\$ 3,775,726	\$ 249,210	\$ --	\$ --	\$ 53,000,726	4.28%	\$ 2,001	\$ 3,844,989,239	1.38%	

TOWN OF NORTH KINGSTOWN, RHODE ISLAND

COMPUTATION OF LEGAL DEBT MARGIN LAST TEN FISCAL YEARS (UNAUDITED)

	2020	2019	2018	2017	2016	2015	2014	2013	2012	2011
Total Assessed Value	\$4,966,102,555	\$4,896,192,602	\$4,294,193,512	\$4,261,449,618	\$4,260,102,417	\$3,943,615,215	\$3,905,330,636	\$3,838,540,692	\$4,036,699,143	\$4,007,560,108
RI Gen Law Debt Limit										
3% of assessed value	3%	3%	3%	3%	3%	3%	3%	3%	3%	3%
Debt Limit	\$ 148,983,077	\$ 146,885,778	\$ 128,825,805	\$ 127,843,489	\$ 127,803,073	\$ 118,308,456	\$ 117,159,919	\$ 115,156,221	\$ 121,100,974	\$ 120,226,803
NK Debt Limit										
2% of assessed value	2%	2%	2%	2%	2%	2%	2%	2%	2%	2%
Debt Limit	\$ 99,322,051	\$ 97,923,852	\$ 85,883,870	\$ 85,228,992	\$ 85,202,048	\$ 78,872,304	\$ 78,106,613	\$ 76,770,814	\$ 80,733,983	\$ 80,151,202

TOWN OF NORTH KINGSTOWN, RHODE ISLAND

PRINCIPAL EMPLOYERS CURRENT YEAR PERIOD & TEN YEARS AGO (UNAUDITED)

2020			2011		
Name	Type of Business	# of Employees	Name	Type of Business	# of Employees
General Dynamics Electric Boat	Mfr/Submarine	3,374	1 General Dynamics Electric Boat	Mfr/Submarine	1,821
134d Air Wing	Air National Guard	1,000	2 Perspective Corps	Disabled Support Svc	850
Ocean State Jobbers	Retail	624	3 North Kingstown School Dept	Education	606
Toray Plastics of America	Mfr/Plastic	601	4 Toray Plastics of America	Mfr/Plastic	600
North Kingstown School Dept	Education	595	5 Ocean State Jobbers	Retail	551
North Atlantic Distributes	Mfr/Machinery	392	6 134d Air Wing	Air National Guard	303
RI Army National Guard	Air National Guard	362	7 North Atlantic Distributes	Mfr/Machinery	260
Town of North Kingstown	Government	285	8 Walmart	Retail	260
Hexagon	Manufacturing	280	9 Brown & Sharpe	Manufacturing	250
Sensoco Marine	Mfr/Boats	257	10 Town of North Kingstown	Government	232

TOWN OF NORTH KINGSTOWN, RHODE ISLAND

DEMOGRAPHIC AND ECONOMIC STATISTICS LAST TEN FISCAL YEARS (UNAUDITED)

FY	Population	Per Capital Income	Estimated Total Personal Income	School Enrollment	Unemployment Rate
2020	26,320	\$ 45,117	\$ 1,187,479,440	3,967	10.2%
2019	26,489	\$ 43,928	\$ 1,163,608,792	4,007	2.7%
2018	26,489	\$ 42,567	\$ 1,127,557,263	3,920	3.2%
2017	26,178	\$ 40,540	\$ 1,061,256,120	3,999	3.5%
2016	26,197	\$ 40,977	\$ 1,073,474,469	3,989	5.3%
2015	26,197	\$ 39,138	\$ 1,025,298,186	4,145	4.7%
2014	26,551	\$ 36,972	\$ 981,643,572	4,056	6.1%
2013	26,551	\$ 35,111	\$ 932,232,161	4,138	7.4%
2012	26,500	\$ 33,123	\$ 877,759,500	4,364	8.7%
2011	26,500	\$ 31,546	\$ 835,969,000	4,409	9.3%

TOWN OF NORTH KINGSTOWN, RHODE ISLAND

WATER SOLD LAST TEN FISCAL YEARS (UNAUDITED)

Fiscal Year	Type of Service				Total
	Commercial	Residential	Other	Public	
2020	\$ 94,923,430	\$ 1,504,289,807	\$ 1,022,080	\$ 26,940	\$ 1,600,262,257
2019	\$ 68,553,088	\$ 616,297,228	\$ 6,496,277	\$ 19,690,887	\$ 711,037,480
2018	\$ 63,518,410	\$ 584,426,732	\$ 25,416,627	\$ 9,092,906	\$ 682,454,675
2017	\$ 62,884,880	\$ 637,274,822	\$ 12,305,320	\$ 14,969,950	\$ 727,434,972
2016	\$ 63,289,280	\$ 644,751,545	\$ 15,481,800	\$ 11,725,440	\$ 735,248,065
2015	\$ 58,330,340	\$ 609,462,707	\$ 12,450,560	\$ 14,826,630	\$ 695,070,237
2014	\$ 61,986,590	\$ 596,958,292	\$ 5,260,610	\$ 12,669,350	\$ 676,874,842
2013	\$ 60,762,327	\$ 575,976,559	\$ 13,932,390	\$ 12,323,760	\$ 662,995,036
2012	\$ 63,070,940	\$ 582,696,249	\$ 16,087,950	\$ 14,196,238	\$ 676,051,377
2011	\$ 153,245,450	\$ 692,475,957	\$ 18,734,980	\$ 15,855,300	\$ 880,311,687

Information provided by North Kingstown Water Department

TOWN OF NORTH KINGSTOWN, RHODE ISLAND

WATER RATES LAST TEN FISCAL YEARS (UNAUDITED)

Fiscal Year	Base Rate	Rate per 1,000 Gallons
2020	\$ 14.26 *	\$ 3,280
2019	\$ 14.26 *	\$ 3,280
2018	\$ 14.26 *	\$ 3,280
2017	\$ 14.26 *	\$ 3,280
2016	\$ 14.26 *	\$ 3,280
2015	\$ 14.26 *	\$ 3,280
2014	\$ 14.26 *	\$ 3,280
2013	\$ 14.26 *	\$ 3,280
2012	\$ 14.26 *	\$ 3,280
2011	\$ 14.26 *	\$ 3,000

*Base Rate is shown for meter sizes 5/8" and 3/4". Base Rate increases with size of meter.

Source: North Kingstown Water Department

TOWN OF NORTH KINGSTOWN, RHODE ISLAND

CAPITAL ASSET STATISTICS BY FUNCTION – TOWN LAST TEN FISCAL YEARS (UNAUDITED)

	2020	2019	2018	2017	2016	2015	2014	2013	2012	2011
General Government										
Number of general government buildings										
Municipal Building	1	1	1	1	1	0	0	0	0	0
Town Hall	1	1	1	1	1	1	1	1	1	1
Other (Annex, Wickford Elementary, Meeting House)	3	3	3	3	3	3	3	2	2	2
Public Safety										
Police Stations	1	1	1	1	1	1	1	1	1	1
Patrol Vehicles	31	22	22	22	20	20	21	23	23	23
Fire Stations	5	5	5	5	4	4	4	4	4	4
Fire Engines	11	10	10	10	10	10	10	10	10	10
Rescue Vehicles	3	3	3	3	3	3	3	3	3	3
Public Works										
Public Work Facilities	1	1	1	1	1	1	1	1	1	1
Salt Sheds	1	1	1	1	1	1	1	1	1	1
DPW Registered Vehicles	81									
Miles of streets	153	153	153	153	153	151	151	151	151	157
Number of Street Lights	2,510	2,510	2,510	2,510	2,510	2,510	2,510	2,510	2,510	2,510
Senior Services										
Senior Centers	1	1	1	1	1	1	1	1	1	1
Senior Buses	2	2	2	2	2	2	2	2	2	2
Recreations & Parks										
Number of Parks & Facilities	37									
Beaches	1	1	1	1	1	1	1	1	1	1
Community Centers	1	1	1	1	1	1	1	1	1	1
Acres of Parks	776	776	776	776	480	480	480	480	480	480
Acres of Open Space										
Boat Launches	1	1	1	1	1	1	1	1	1	1
Golf Courses	1	1	1	1	1	1	1	1	1	1
Marinas	1	1	1	1	1	1	1	1	1	1
Vehicles	5									
Water										
Miles of water mains	168	181	181	177	177	177	177	177	177	177
Number of Fire Hydrants	1,088	1,089	1,089	1,070	1,055	1,045	1,050	1,050	1,048	1,048
Water Towers	5	5	5	5	5	5	5	5	5	5
Sewer										
Miles of Sanitary sewers	5.0	4.4	4.1	4.1	4.1	3.0	3.0	3.0	3.0	3.0
Number storm drains	2,054	1,803	1,603	1,603	1,590	1,590	1,590	1,590	1,587	1,587

TOWN OF NORTH KINGSTOWN, RHODE ISLAND

CAPITAL ASSET STATISTICS BY FUNCTION – SCHOOL LAST TEN FISCAL YEARS (UNAUDITED)

	2020	2019	2018	2017	2016	2015	2014	2013	2012	2011
Fishing Cove Elementary (1957)										
Square Feet	46,160	46,160	46,160	46,160	46,160	46,160	46,160	46,160	46,160	46,160
Capacity	335	335	335	335	335	335	335	335	335	335
Enrollment	291	305	303	287	271	274	282	282	266	246
Forest Park Elementary (1962)										
Square Feet	31,812	31,812	31,812	31,812	31,812	31,812	31,812	31,812	31,812	31,812
Capacity	275	275	275	275	275	275	275	275	275	275
Enrollment	242	235	234	244	256	280	258	257	248	246
Hamilton Elementary (1962)										
Square Feet	49,274	49,274	49,274	49,274	49,274	49,274	49,274	49,274	49,274	49,274
Capacity	450	450	450	450	450	450	450	450	450	450
Enrollment	399	345	343	357	347	339	376	406	425	421
Quidnessett Elementary (1971)										
Square Feet	43,544	43,544	43,544	43,544	43,544	43,544	43,544	43,544	43,544	43,544
Capacity	383	383	383	383	383	383	383	383	383	383
Enrollment	233	269	288	281	292	313	308	318	344	333
Stony Lane Elementary (1971)										
Square Feet	49,319	49,319	49,319	49,319	49,319	49,319	49,319	49,319	49,319	49,319
Capacity	450	450	450	450	450	450	450	450	450	450
Enrollment	364	397	395	417	412	386	380	382	404	432
Davisville Middle (1967)										
Square Feet	96,748	96,748	96,748	96,748	96,748	96,748	96,748	96,748	96,748	96,748
Capacity	680	680	680	680	680	680	680	680	680	680
Enrollment	504	541	520	533	542	530	533	521	537	541

TOWN OF NORTH KINGSTOWN, RHODE ISLAND

CAPITAL ASSET STATISTICS BY FUNCTION – SCHOOL (CONTINUED) LAST TEN FISCAL YEARS (UNAUDITED)

	2020	2019	2018	2017	2016	2015	2014	2013	2012	2011
Wickford Middle (1932)										
Square Feet	63,129	63,129	63,129	63,129	63,129	63,129	63,129	63,129	63,129	63,129
Capacity	465	465	465	465	465	465	465	465	465	465
Enrollment	367	390	388	404	428	430	422	394	394	431
North Kingstown High (2001)										
Square Feet	253,600	253,600	253,600	253,600	253,600	253,600	253,600	253,600	253,600	253,600
Capacity	1,600	1,600	1,600	1,600	1,600	1,600	1,600	1,600	1,600	1,600
Enrollment	1,480	1,413	1,406	1,353	1,335	1,358	1,361	1,409	1,507	1,603
Out of District										
Enrollment	187	191	190	191	197	204	178	153	115	114
Administration (1968)										
Square Feet	14,000	14,000	14,000	14,000	14,000	14,000	14,000	14,000	14,000	14,000
Data Center (1971)										
Square Feet	10,440	10,440	10,440	10,440	10,440	10,440	10,440	10,440	10,440	10,440
Maintenance (1978)										
Square Feet	5,390	5,390	5,390	5,390	5,390	5,390	5,390	5,390	5,390	5,390

Source: North Kingstown School Department Business Office

TOWN OF NORTH KINGSTOWN, RHODE ISLAND

OPERATING INDICATORS – TOWN LAST TEN FISCAL YEARS (UNAUDITED)

Function/Program	2020	2019	2018	2017	2016	2015	2014	2013	2012	2011
Police										
Calls for Service	35,268	28,262	25,050	24,865	24,065	26,811	27,113	30,803	33,316	30,111
Physical Arrest	549	613	675	697	773	751	713	658	961	1,268
Traffic Violations	2,349	2,143	2,900	3,045	2,696	2,743	2,555	2,413	2,383	2,861
Prosecutions	549	613	675	697	773	751	713	658	961	1,268
Animal Controls										
Number of Complaints	694	754	825	803	n/a	n/a	n/a	n/a	n/a	n/a
Fire										
Fire Reponses	5,651	3,005	2,415	2,086	2,068	2,211	2,400	2,320	2,098	2,081
Ambulance Responses	3,104	3,342	3,587	3,228	2,914	3,543	3,321	2,963	4,761	4,790
Residential Inspections	613	702	423	475	518	435	388	300	414	410
Box Alarms	234	269	302	239	250	n/a	n/a	n/a	n/a	n/a
Streets & Highway										
Street Sweeping (miles)	153	150	150	150	148	146	146	146	146	146
Road Paving (miles)	6.89	3.46	7.92	2.75	3.10	4.20	3.00	n/a	n/a	n/a
Snowplow OT	\$ 27,569	\$ 60,028	n/a	n/a	n/a	n/a	n/a	n/a	n/a	n/a
Refuse										
Refuse Collected (tons)	6,677	5,972	6,125	6,007	6,145	5,963	5,665	6,632	7,751	7,466
Recyclables Collected (tons)	3,247	3,248	3,200	3,320	3,268	3,213	3,332	3,084	3,018	3,164
Recreation										
Programs	39	28	25	25	26	23	n/a	n/a	n/a	n/a
Participates	1,983	3,587	3,478	3,598	3,356	2,946	n/a	n/a	n/a	n/a
Golf Course										
Rounds Played	33,484	35,598	33,605	33,666	36,507	38,158	38,227	35,860	39,268	38,164
Libraries										
Volumes in Collection	258,697	225,149	214,492	202,732	188,709	170,273	169,009	136,779	123,973	136,749
Reference request	31,144	26,227	25,429	28,815	29,904	37,544	30,789	37,356	21,827	20,889
Visitors	99,079	140,517	142,444	145,995	157,750	160,689	173,860	180,799	187,133	187,828
Water										
New Connections	50	78	158	43	154	16	8	n/a	n/a	n/a
Average Daily Consumption	2,488,404	2,390,353	2,689,599	2,756,051	2,589,662	2,479,594	2,756,789	n/a	n/a	n/a
Waste Water										
Average Daily Treatment	190,000	151,689	122,124	n/a	n/a	n/a	n/a	n/a	n/a	n/a
Senior Services										
Meals on Wheels	6,541	7,343	8,301	9,051	7,942	6,755	5,848	6,127	6,371	5,800
Sr Service Calls	48,938	60,239	58,712	57,363	55,012	48,693	46,132	44,972	42,776	34,301
Other Service Calls	1,710	1,651	1,810	1,687	1,422	1,516	1,403	2,422	2,114	2,064
Heat Cases	6	5	8	6	11	31	29	35	33	30
Rent Cases	10	10	17	21	14	14	20	13	16	
Electric Shut Offs	5	10	4	11	26	14	20	15	24	17
Transportation Calls	4,768	7,412	7,172	7,282	7,574	7,232	8,434	9,532	9,466	8,906
Board of Canvassers										
Registered Votes	22,112	23,325	23,614	22,860	22,737	22,130	21,953			

TOWN OF NORTH KINGSTOWN, RHODE ISLAND

OPERATING INDICATORS – SCHOOL LAST TEN FISCAL YEARS (UNAUDITED)

Fiscal Year	Expenses	ADM Enrollment	Cost Per Pupil	Percentage Change	Pupil/Teacher Ratio	Student Attendance Percentage	Free & Reduced Lunch	Substitutes
2020	\$ 70,208,322	3,780 (2)	\$ 18,754	0.92%	1:13	95.5%	20.0%	\$ 834,381
2019	\$ 70,180,271	3,938 (2)	\$ 17,821	0.92%	1:13	97.6%	22.0%	\$ 1,212,282
2018	\$ 68,716,343	3,891 (2)	\$ 17,659	9.27%	1:13	95.2%	20.7%	\$ 1,083,339
2017	\$ 64,186,563	3,972 (2)	\$ 16,161	-0.22%	1:13	95.4%	22.0%	\$ 932,292
2016	\$ 63,477,396	3,919 (2)	\$ 16,197	4.29%	1:13	95.7%	22.0%	\$ 751,154
2015	\$ 61,457,035	3,957 (2)	\$ 15,531	0.53%	1:16	95.7%	21.6%	\$ 811,130
2014	\$ 60,989,833	3,948 (2)	\$ 15,449	3.69%	1:16	95.3%	21.5%	\$ 902,161
2013	\$ 59,869,304	3,999 (2)	\$ 14,899	2.36%	1:17	95.6%	23.2%	\$ 804,107
2012	\$ 61,703,133	4,239 (2)	\$ 14,556	4.04%	n/a	94.0%	19.3%	\$ 895,107
2011	\$ 61,099,845	4,367 (2)	\$ 13,991	4.04%	n/a	95.1%	22.5%	\$ 822,250

Source: North Kingstown School Department In\$ite and UCOA Reports

ADM Enrollment

- (1) School Enrollment: Based on an Average Daily Membership (ADM) using 180 days of school as a base (i.e. if a student is only enrolled in a school for 175 days of the 180 day base, the ADM for the student would be .97 (175 day enrollment ÷ 180 day base = .97 ADM). Enrollment also includes resident students tuitioned out and Jamestown students attending the High School
- (2) School Enrollment: Based on an Average Daily Membership (ADM) using 180 days of school as a base (i.e. if a student is only enrolled in a school for 175 days of the 180 day base, the ADM for the student would be .97 (175 day enrollment ÷ 180 day base = .97 ADM). Enrollment also includes resident students tuitioned out and Jamestown students attending the High School but does NOT include Charter School and Out of District Vocational students

Cost per Pupil: Total Expenses ÷ ADM Enrollment = Cost Per Pupil

Source: North Kingstown School Department Business Office

TOWN OF NORTH KINGSTOWN, RHODE ISLAND

FULL TIME EMPLOYEES LAST TEN FISCAL YEARS (UNAUDITED)

	2020	2019	2018	2017	2016	2015	2014	2013	2012	2011
Town Council	5	5	5	5	5	5	5	5	5	5
Town Manager	2	2	2	2	2	2	2	2	2	2
Town Clerk/Bd. Of Canvassers	5	5	5	5	5	5	5	5	5	5
Finance	7	6	6	6	6	5	5	3	3	3
Tax	3	3	3	3	3	3	3	3	3	2
Technology	3	3	3	3	3	3	3	2	2	1
Assessor	3	3	3	3	3	2	2	2	2	3
Fire	72	72	72	6	62	62	64	67	68	77
Police	89	62	57	53	55	55	56	56	56	61
Animal Control	2	2	2	1	1	1	1	1	1	1
Harbor Master	1	1	1	1	1	1	1	1	1	1
Planning	5	4	5	5	5	4	4	4	4	4
Public Works	30	30	30	30	29	28	27	26	26	29
Senior Citizens	6	6	6	5	5	4	4	4	4	3
Code Enforcement	5	5	5	5	4	4	4	3	3	3
Recreation	3	2	0	0	0	0	0	0	0	0
Library	20	17	16	16	15	15	15	14	14	14
Municipal Court	1	1	1	1	1	1	1	1	1	1
Quonset/Davisville Recreation Fund/Golf Course/Allens Harbor	6	6	6	6	6	7	7	8	8	8
Sewer Fund	1	1	0	0	0	0	0	0	0	0
Water Fund	16	15	15	14	14	14	14	14	14	14
Total	285	251	243	170	225	221	223	221	222	237
Public Education by UCOA Job Class:										
Executive Administration	30	29	29	28	28	28	28	28	27	27
Teachers	376	377	373	372	370	373	368	366	366	364
Teacher Asst/Food Service	117	119	119	116	118	113	120	123	121	121
Clerk/Secretary	37	36	36	36	36	37	36	35	35	33
Physical Plant Staff	10	11	11	11	11	12	12	12	12	42
Transportation	25	27	27	26	26	26	32	32	30	32
	595	599	595	589	589	589	596	596	591	619

NOTE: School Full Time Equivalent (FTE) Counts are now categorized by Uniform Chart of Accounts (UCOA) Job Classification Code

Job Classification Examples

1000 - Teachers, Guidance, Social Workers, Psychologist, PT, PTA, OT, COTA, Nurse, etc.

2000 - Superintendent, Asst Superintendent, Directors, Asst. Director, Principals, Asst. Principals, Deans

3000 - Supervisors, Controller, Coordinators, Athletic Director, Food Service Director

4000 - Clerical, Paraprofessionals, Bus Drivers/Para's, Admin. Assistant, Truant Officer, Custodial, Maintenance, Food Service, Computer Techs

Source: Town of North Kingstown Municipal and School InSite and UCOA Full Time Equivalent (FTE) Reports